

THULE TOWING SYSTEMS / TOWBARS

Thule is the world leader in Sports Utility Transportation delivering solutions for active families, professionals and outdoor enthusiasts wanting to transport their equipment by vehicles safely, easily and in style. The product portfolio comprises of load carrier systems for cars such as rooftop boxes, roof rails and bike carriers. Additionally, the company offers snow chains, trailers as well as a vast range of accessories for motor homes and caravans.

Thule has approx 4.000 employees at over 30 production and sales locations in all major car markets in North and South America, Europe, Africa and Asia. Thule is the world market leader in towbars with a total production of more than 1,7 million units.

Retractable Towbar



- Quick and easy to install - Just like a fixed towbar
- Easy to operate – from outside the vehicle
- Invisible when in the stowed position
- Total product security – visual checking facility

Detachable Towbar



BMA System

- Easily accessible turning knob and housing
- Ergonomic click-in under vertical downwards pressure
- Proven safe and durable
- Light ball
- Clearly visible safe-for-use indication on towball



BMC System

- Proven safe and durable
- Light ball

Also Available



2-bolt flanged ball
fixed bar



4-bolt flanged balls
fixed bar






removable ball



swan neck type ball

WIRING KITS


	Description			Pre assembled socket
UNIVERSAL WIRING KITS				
766001	7-pole universal wiring kit with 1,5 meters wire length.			•
765011	7-pole universal wiring kit with 1,5 meters wire length.	•		
766011	7-pole universal wiring kit with 2,1 meters wire length.			•
761639	7 pin universal kit for BMW E30/E32/E34/E36		•	
761649	7 pin universal kit for USA models			
766061	7 pin universal kit incl. Module	•	•	
766051	7 pin universal kit incl. Module cars with 2 foglights	•	•	
766041	7 pin kit incl. module for cars with 1 foglight	•	•	
766091	7 pin universal kit incl. Module (suitable for several cars with CAN-bus connection)	•	•	
766092	13 pin universal kit incl. Module (suitable for several cars with CAN-bus connection)	•	•	
766012	13-pole universal wiring kit with 2,1 meters wire length			•
765022	13-Pole universal wiring kit, including ignition switched power on pole 10	•		•
765032	13-Pole West universal wiring kit, including ignition switched power on pole10	•		•
EXTENSION KITS				
764029	Extension kit constant power for pole 9+10 (including relay)			
761719	Extension kit 7P-->13P, 5 wire kit + "Jaeger" socket	•		
761729*	Extension kit 7P-->13PWest, 5 wire kit + West socket	•		
SOCKETS				
761759	Socket 7P and socket seal	•		
767129	Socket 7P with microswitch and socket seal	•		
764059	Socket 7P with side entrance	•		
767019	Socket 13P and socket seal	•		
767139	Socket 13P with microswitch, socket seal and mounting materials	•		
767029	Socket 13PWest with socket seal	•		
SOCKET SEALS				
762469	Socket seal (round).			
762999	Socket seal for socket with two flat sides			
762989	Socket seal with 90 degrees entrance for socket with two flat sides			
764019	Socket seal for socket with side-entrance			
ADAPTERS				
768009	Short adapter 13P (car) --> 7P (trailer)			
767089	Adapter cable 13P (car) --> 7P (trailer)			
767079	Short adapter 13P (car) --> 13PWest (trailer)			
768019	Short adapter 7P (car) --> 13P (trailer)			
767099	Adapter cable 13PWest (car) -->13P (trailer)			
PLUGS				
767039	Plug 7P			
767049	Plug13P			
767059	Plug 13PWest			

RELAY AND ADAPTERS


Ordernumber	Relays-typ
764009	5B009
765059	5C002A/5C031
762919	5C009 / SP-082-22
765029	5C018

Ordernumber	Relays-typ
765039	5C020
761939	5C021
765009	52040200
764099	52400006
761949	FLASH-LIGHT CONTROL

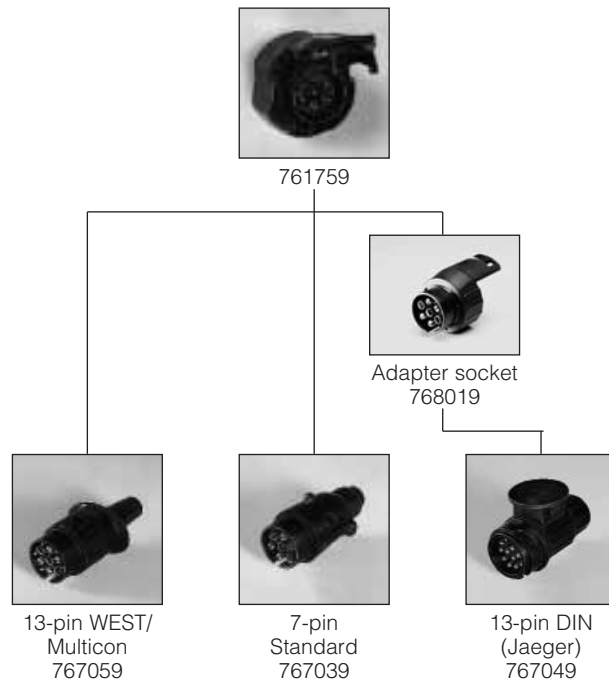
13-pin DIN (jaeger)



13-pin WEST



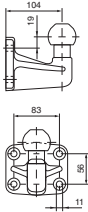
7-pin standard



PARTS

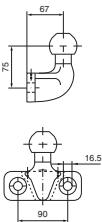


FLANGED BALLS WITH EURO-CERTIFICATION



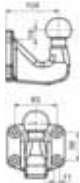
9077596, 4-hole flanged ball, Ø 50 mm,

This ball is approved for a Shaft Value (D-value) of 22.7 kN and a vertical load of 150 kg. EURO-approval number e4 00-0002. Legally permitted for a maximum trailer weight of 3500 kg, provided that the GVW of the vehicle concerned does not exceed 6825 kg.



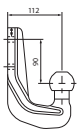
9078032, 2-hole flanged ball, Ø 50 mm,

This ball is approved for a D-value of 18,5 kN and a vertical load of 225 kg. EURO-approval number e11 00-5950. Legally permitted for a maximum trailer weight of 3500 kg, provided that the GVW of the vehicle concerned does not exceed 4085 kg.



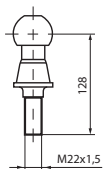
9077410, 4-hole flanged ball Ø 50 mm,

This ball is approved for a Shaft Value (D-value) of 18.5 kN and a vertical load of 150 kg. EURO-approval number e11 00-2133. Legally permitted for a maximum trailer weight of 3500 kg, provided that the GVW of the vehicle concerned does not exceed 4085 kg.



9077589, 4-hole flanged ball, Ø 50 mm,

This ball is approved for a D-value of 25 kN and a vertical load of 200 kg. EURO-approval number e11 00-0116. Legally permitted for a maximum trailer weight of 3500 kg, provided that the GVW of the vehicle concerned does not exceed 9350 kg.



9077981,

Pin type towing ball with clevis nut, Ø 50 mm. These towing balls comply with the requirements of DIN 74058 and the ISO 1103 standards and are TÜV approved (appr.no. F3395) for a trailer weight of 2000 kg.

PARTS



9077046,
Dummy-set BrinkMatic Classic en BrinkMatic Mirage



9077760,
Lock for BrinkMatic Classic



9077039
Security housing (SmartClick) for BrinkMatic Classic



9077935
Clamped socket plate for swan neck with provision for breakaway cable



9520064
Bolted socket plate, right-angle, universal



9078022
Bag for towball



9077070
Dummy-set BrinkMatic Advance

PROMOTIONAL ITEMS



9071046
BMA showmodel



9099110
Lanyard
(10 pieces)



8077800
Plastic ball cap
(300 pieces)



9099034
Modelling knife
(60 pieces)



9099014
Pen
(50 pieces)



9099111
Flag



9099018
Promosign

EUROCLICK EN REAR MOUNT CONNECTOR



General

More and more people are choosing a smaller and more environmentally friendly car as means of transport. On many of these cars you cannot mount a towbar, restricting the use of bike carriers. For these cars Thule has developed a special bike-carrier: the EuroClick. The Euroclick is designed for hybrid vehicles but also fits many conventional models.

Requirements

To use the EuroClick you need the following:

- A drawbeam (Select by vehicle make and model from this catalogue)
- A wiringkit (Select by vehicle make and model from this catalogue)
- EuroClick articlenumber 9078101
- If necessary: adaptor 7 to13 pin articlenumber 768019

EuroClick Kits

For order convenience we have made EuroClick Kits. A EuroClick Kit consists of a drawbeam, a wiringkit and a EuroClick. You can find these kits by vehicle make and model in this catalogue.

Rear Mount Connector

If you already have a bike carrier, you can use that bike carrier by means of the Rear Mount Connector for cars that are not allowed to have a towbar. The Rear Mount Connector can only be used in combination with a draw beam for EuroClick. You can find these kits by vehicle make and model in this catalogue.

Requirements

To use the EuroClick you need the following:

- A drawbeam (Select by vehicle make and model from this catalogue)
- A wiringkit (Select by vehicle make and model from this catalogue)
- EuroClick articlenumber 9078101
- Rear Mount Connector articlenumber 9078178
- If necessary: adaptor 7 to13 pin articlenumber 768019

Technical data EuroClick*

- | | |
|-----------------------------|--------|
| - Max number of bikes | 2 |
| - Load capacity (kg) | 36 |
| - fits wheel dimensions | all |
| - Tilt function, with bikes | yes |
| - Locks carrier to car | yes |
| - Powerplug | 13-pin |
| - European approval | yes |
| - Fulfils City Crash norms | yes |



9078101
Thule EuroClick



9078178
Rear Mount Connector

*(model)changes reserved

ALFA ROMEO

ALFA ROMEO																			
33 2WD	83-94	190700*																	
146	95-01	224700* ¹																	
147 (Excl. GTA)	00-	476400																	
147 (Excl. GTA)	00-	476500																	
156	97-03	395700																	
156	97-05	395800																	
156 Crosswagon Q4	04-07	395700																	
156 Crosswagon Q4	04-07	395800																	
156 Sportwagon	00-03	395700																	
156 Sportwagon	00-05	395800																	
156 Sportwagon Q4	04-07	395700																	
156 Sportwagon Q4	04-07	395800																	
159	05-	476600																	
159	05-	476700																	
159 Sportwagon	06-	476600																	
159 Sportwagon	06-	476700																	
159 Sportwagon Q4	06-	476600																	
159 Sportwagon Q4	06-	476700																	
166	98-07	260700																	
GT (Impression/Progression/Distinctive)	04-	396200																	
MiTo	08-	498500																	
AUDI																			
80 Avant (Estate) (incl. Quattro) (excl. RS2 + 169kW)	92-95	204500																	
80 Saloon (incl. Quattro) (excl. Convertible + 169kW)	91-94	204500																	
100 Avant (Estate) (incl. Quattro) (excl. V8) (C4)	91-94	199700*																	
100 Avant (Estate) (incl. Quattro) (excl. V8) (C4)	91-94	314300*																	
100 Saloon (incl. Quattro) (excl. V8) (C4)	91-94	199700*																	

* As available
















































¹ Ball in front of licence plate

AUDI																				
100 Saloon (incl. Quattro) (excl. V8) (C4)	91-94	314300*		●	EC	1900	10.10	75	B	701071*	⑦		G	●						
A3 (excl. Quattro + S3)	96-02	311400*		●	EC	1500	8.30	75	A	701091 701081 701082*	⑦ ⑦ ⑬		G E G	●						
A3 (excl. Quattro + S3)	96-02	524900		●	EC	1500	8.30	75	A	701091 701081 701082*	⑦ ⑦ ⑬		G E G	●						
A3 (excl. Quattro + S3)	96-02	297800		●	EC	1500	8.00	75	A	701091 701081 701082*	⑦ ⑦ ⑬		G E G	●						
A3 (3 doors) (excl. Quattro)	03-08	401300		●	EC	1700	8.90	75	A	701363* 701364* 701413 701414	⑦ ⑬ ⑦ ⑬		G G G G						○ ○ ○ ○	
A3 (3 doors) (excl. Quattro)	03-08	401400		●	EC	1700	8.90	75	A	701363* 701364* 701413 701414	⑦ ⑬ ⑦ ⑬		G G G G						○ ○ ○ ○	●
A3 (3 doors)	08-	509700		●	EC	1800	9.70	100	A	701413 701414	⑦ ⑬		G G	●					○ ○	○ ●
A3 (3 doors)	08-	509800		●	EC	1800	9.70	100	A	701413 701414	⑦ ⑬		G G	●					○ ○	○ ●
A3 (3 doors) (Spoiler has to be replaced, Spoiler with bumper cover should be ordered from the dealer)	08-	515100			EC	1700	9.40	100	B	701413 701414	⑦ ⑬		G G	●					○ ○	○ ●
A3 Quattro	99-03	338400		●	EC	1600	8.70	75	D	701091 701081 701082*	⑦ ⑦ ⑬		G E G	●						
A3 Sportback (5 doors) (incl. Quattro)	04-08	441000		●	EC	1800	9.60	75	A	701413 701414	⑦ ⑬		G G	●					○ ○	○ ●
A3 Sportback (5 doors) (incl. Quattro)	04-08	451700		●	EC	1800	9.60	75	A	701413 701414	⑦ ⑬		G G	●					○ ○	○ ●
A3 Sportback (5 doors)	08-	509700		●	EC	1800	9.70	100	A	701413 701414	⑦ ⑬		G G	●					○ ○	○ ●
A3 Sportback (5 doors)	08-	509800		●	EC	1800	9.70	100	A	701413 701414	⑦ ⑬		G G	●					○ ○	○ ●
A3 Sportback (5 doors)	08-	509900		●	EC	1800	9.70	100	B	701413 701414	⑦ ⑬		G G	●					○ ○	○ ●
A4 Avant (Estate) (incl. Quattro)	96-99	268500		●	EC	1800	9.50	75	B	701131 701141	⑦ ⑦		G G							
A4 Avant (Estate) (incl. Quattro)	96-99	283800		●	EC	1800	9.50	75	B	701131 701141	⑦ ⑦		G G	●						
A4 Avant (Estate) (incl. Quattro)	99-01	324900		●	EC	1800	9.50	75	B	701131 701141	⑦ ⑦		G G							
A4 Avant (Estate) (incl. Quattro)	99-01	325000		●	EC	1800	9.70	75	B	701131 701141	⑦ ⑦		G G	●						
A4 Avant (Estate) (incl. Quattro + S-Line)	01-08	518300		●	EC	2000	10.40	80	B	701322 701403 701404	⑬ ⑦ ⑬	01-04 04-08 04-08	H G G	●					○ ○ ○	○ ○ ●
A4 Avant (8E) (Estate) (incl. Quattro) (excl. S-Line)	01-04	403100		●	EC	2000	10.20	80	B	701322	⑬		H	●						
A4 Avant (Estate) (incl. Quattro + S-Line)	04-08	440400		●	EC	2000	10.40	80	B	701403 701404	⑦ ⑬		G G	●					○ ○	○ ●
A4 Avant (Estate) (incl. Quattro + S-Line)	04-08	470700		●	EC	2000	10.40	80	B	701403 701404	⑦ ⑬		G G	●					○ ○	○ ●
A4 Avant (excl. S-Line)	08-	492500		●	EC	2100	11.00	90	B	701443 ³ 701444 ³	⑦ ⑬		G G	●					○ ○	○ ○
A4 Avant (incl. S-Line)	08-	492600		●	EC	2100	11.00	90	B	701443 ³ 701444 ³	⑦ ⑬		G G	●					○ ○	○ ○

* As available

3 For cars with towbar preparation

AUDI

																
AUDI																
A4 Avant (excl. S-Line)	08-	493200		●	EC	2100	11.00	90	B	701443 ³ 701444 ³	(7) (13)		G G	● ●	● ●	○ ○
A4 Saloon (incl. Quattro)	95-99	268500		○	EC	1800	9.50	75	B	701111 701121*	(7) (7)		G G	● ●	● ●	○ ○
A4 Saloon (incl. Quattro)	95-99	283800		○	EC	1800	9.50	75	B	701111 701121*	(7) (7)		G G	● ●	● ●	○ ○
A4 Saloon (incl. Quattro)	99-01	324900		○	EC	1800	9.50	75	B	701151 701161	(7) (7)		E G	● ●	● ●	○ ○
A4 Saloon (incl. Quattro)	99-01	325000		○	EC	1800	9.70	75	B	701151 701161	(7) (7)		E G	● ●	● ●	○ ○
A4 Saloon (incl. Quattro + Convertible + S-Line)	01-07	518300		○	EC	2000	10.40	80	B	701322 701403 701404	(13) (7) (13)	01-04 04-07 04-07	H G G	● ● ●	● ● ●	○ ○ ○
A4 Saloon (incl. Quattro) (excl. Convertible)	01-04	403100		○	EC	2000	10.20	80	B	701322	(13)		H	●	●	○
A4 Saloon (incl. Quattro + Convertible + S-Line)	04-07	440400		●	EC	2000	10.40	80	B	701403 701404	(7) (13)		G G	● ●	● ●	○ ○
A4 Saloon (incl. Quattro + Convertible + S-Line)	04-07	470700		○	EC	2000	10.40	80	B	701403 701404	(7) (13)		G G	● ●	● ●	○ ○
A4 Saloon (excl. S-Line)	08-	492500		○	EC	2100	11.00	90	B	701443 ³ 701444 ³	(7) (13)		G G	● ●	● ●	○ ○
A4 Saloon (excl. S-Line)	08-	492600		●	EC	2100	11.00	90	B	701443 ³ 701444 ³	(7) (13)		G G	● ●	● ●	○ ○
A4 Saloon (excl. S-Line)	08-	493200		●	EC	2100	11.00	90	B	701443 ³ 701444 ³	(7) (13)		G G	● ●	● ●	○ ○
A5 Coupé (excl. S-Line)	07-	492500		○	EC	2100	11.00	90	B	701443 ³ 701444 ³	(7) (13)		G G	● ●	● ●	○ ○
A5 Coupé (excl. S-Line)	07-	492600		●	EC	2100	11.00	90	B	701443 ³ 701444 ³	(7) (13)		G G	● ●	● ●	○ ○
A6 Avant (Estate) (incl. Quattro) (excl. V8)	94-97	199700*		○	RDW	1900		75	B							
A6 Avant (Estate) (incl. Quattro) (excl. V8)	94-97	314300*		○	EC	1900	10.10	75	B							
A6 Avant (Estate) (excl. V8 + Quattro) (excl. models with reversingsensors)	97-05	279700		○	EC	2100	10.90	85	A	701211 701221 701222	(7) (7) (13)		E H H	● ● ●	● ● ●	○ ○ ○
A6 Avant (Estate) (excl. V8 + Quattro)	97-05	468600		○	EC	2100	10.00	85	A	701211 701221 701222	(7) (7) (13)		E H H	● ● ●	● ● ●	○ ○ ○
A6 Avant (Estate) (incl. Quattro) (excl. models with level regulator)	05-08	439700*		●	EC	2100	10.90	85	B	701423 701424	(7) (13)		G G	● ●	● ●	○ ○
A6 Avant (Estate) (incl. Quattro) (excl. models with level regulator)	05-	511700		●	EC	2100	10.90	85	B	701423 701424	(7) (13)		G G	● ●	● ●	○ ○
A6 Avant (Estate) (incl. Quattro) (excl. models with level regulator)	05-	439900		●	EC	2100	11.20	85	B	701423 701424	(7) (13)		G G	● ●	● ●	○ ○
A6 Avant (Estate) (incl. Quattro) (excl. models with level regulator)	05-	470600		○	EC	2100	10.90	85	B	701423 701424	(7) (13)		G G	● ●	● ●	○ ○
A6 Avant All Road Quattro (Estate) TOWKIT	00-06	403940		○	EC	2300	11.64	95	B	701294	(13)		G		●	●
A6 Avant All Road Quattro (Estate)	00-06	403900		○	EC	2300	11.64	95	B	701294	(13)		G		●	●
A6 Saloon (incl. Quattro) (excl. V8)	94-97	199700*		○	RDW	1900		75	B							
A6 Saloon (incl. Quattro) (excl. V8)	94-97	314300*		○	EC	1900	10.10	75	B							
A6 Saloon (excl. V8 + Quattro) (excl. models with reversingsensors)	97-04	279700		○	EC	2100	10.90	85	A	701191 701202	(7) (13)		E H	● ●	● ●	○ ○
A6 Saloon (excl. V8 + Quattro)	97-04	468600		○	EC	2100	10.00	85	A	701191 701202	(7) (13)		E H	● ●	● ●	○ ○
A6 Saloon (incl. Quattro) (excl. models with level regulator)	04-08	439700*		●	EC	2100	10.90	85	B	701423 701424	(7) (13)		G G	● ●	● ●	○ ○
A6 Saloon (incl. Quattro) (excl. models with level regulator)	04-	511700		●	EC	2100	10.90	85	B	701423 701424	(7) (13)		G G	● ●	● ●	○ ○
A6 Saloon (incl. Quattro) (excl. models with level regulator)	04-	439900		●	EC	2100	11.20	85	B	701423 701424	(7) (13)		G G	● ●	● ●	○ ○

* As available

3 For cars with towbar preparation

AUDI																		
A6 Saloon (incl. Quattro) (excl. models with level regulator)	04-	470600		●	EC	2100	10.90	85	B	701423	(7)		G	●	●	○	○	○
										701424	(13)		G	●	●	○	○	○
Q5	08-	513800		●	EC	2400	12.00	80	B	701454 ⁴	(13)		G	●	●	●	●	○
Q5	08-	513900		●	EC	2400	12.00	80	B	701454 ⁴	(13)		G	●	●	●	●	○
Q7 (excl. vehicles with canopy top (panoramic roof))	06-	461400		●	EC	3500	16.40	140	A	701433	(7)		H	●	●	●	○	
										701434	(13)		H	●	●	●	○	
BMW																		
1 Series Coupé (E82) (2 doors) (excl. 135i)	07-	444600		○	EC	1900	10.00	75	A	703323	(7)		F	●	●	●	●	
										703324	(13)		F	●	●	●	●	●
1 Series Hatchback (E81) (3 doors)	07-	444600		○	EC	1900	10.00	75	A	703323	(7)		F	●	●	●	●	
										703324	(13)		F	●	●	●	●	●
1 Series Hatchback (E87) (5 doors)	04-	444600		○	EC	1900	10.00	75	A	703323	(7)		F	●	●	●	●	
										703324	(13)		F	●	●	●	●	●
3 Series Compact (E36)	94-01	226000		●	RDW	1600		75	A	703031	(7)		F		●			
3 Series Compact (E46) (excl. M3)	01-05	384500		○	EC	1800	9.70	75	B	703213	(7)		G	●		●	●	
										703214	(13)		H	●		●	●	
3 Series Compact (E46) (excl. M3)	01-05	432200		○	EC	1600	8.80	75	B	703213	(7)		G	●		●	●	
										703214	(13)		H	●		●	●	
3 Series Coupé (E36) (excl. M3)	92-98	192000		●	EC	1800	9.20	75	B	761639	(7)		H	●				
										703041	(7)		F		●			
										703051*	(7)		G	●		●		
3 Series Coupé (E36) (excl. M3)	92-98	314000		●	EC	1600	8.60	75	B	761639	(7)		H	●				
										703041	(7)		F		●			
										703051*	(7)		G	●		●		
3 Series Coupé (E46) (excl. M3)	99-06	384500		○	EC	1800	9.70	75	B	703213	(7)		G	●		●	●	
										703214	(13)		H	●		●	●	
3 Series Coupé (E46) (excl. M3)	99-06	296600		○	EC	1800	9.70	75	B	703213	(7)		G	●		●	●	
										703214	(13)		H	●		●	●	
3 Series Saloon (E36) (incl. Convertible) (excl. M3)	91-98	192000		●	EC	1800	9.20	75	B	761639	(7)		H	●				
										703011	(7)		G		●			
3 Series Saloon (E36) (incl. Convertible) (excl. M3)	91-98	314000		●	EC	1600	8.60	75	B	761639	(7)		H	●				
										703011	(7)		G		●			
3 Series Saloon (E46) (excl. M3) (excl. for models with PDC positioned in the lower section of the bumper)	98-05	384500		○	EC	1800	9.70	75	B	703213	(7)		G	●		●	●	
										703214	(13)		H	●		●	●	
3 Series Saloon (E46) (excl. M3)	98-05	296600		○	EC	1800	9.70	75	B	703213	(7)		G	●		●	●	
										703214	(13)		H	●		●	●	
3 Series Saloon (E90) (excl. 335i/335d)	05-	444500		○	EC	1900	10.00	75	A	703323	(7)		F	●	●	●	●	
										703324	(13)		F	●	●	●	●	●
3 Series Saloon (E90) (excl. 335i/335d)	05-	444600		○	EC	1900	10.00	75	A	703323	(7)		F	●	●	●	●	
										703324	(13)		F	●	●	●	●	●
3 Series Saloon (E90) (excl. 335i/335d)	05-	470800		○	EC	1900	10.00	75	A	703323	(7)		F	●	●	●	●	
										703324	(13)		F	●	●	●	●	●
3 Series Touring (Estate) (E36) (excl. M3)	95-00	192000		●	EC	1800	9.20	75	B	761639	(7)		H	●				
										703011	(7)		G		●			
3 Series Touring (Estate) (E36) (excl. M3)	95-00	314000		●	EC	1600	8.60	75	B	761639	(7)		H	●				
										703011	(7)		G		●			
3 Series Touring (Estate) (E46)	00-05	347000		○	EC	1800	9.50	75	B	703213	(7)		G	●		●	●	
										703214	(13)		H	●		●	●	
3 Series Touring (Estate) (E46)	00-05	447100		○	EC	1800	9.50	75	C	703213	(7)		G	●		●	●	
										703214	(13)		H	●		●	●	
3 Series Touring (Estate) (E91)	05-	444500		○	EC	1900	10.00	75	A	703323	(7)		F	●	●	●	●	
										703324	(13)		F	●	●	●	●	●
3 Series Touring (Estate) (E91)	05-	444600		○	EC	1900	10.00	75	A	703323	(7)		F	●	●	●	●	
										703324	(13)		F	●	●	●	●	●
3 Series Touring (Estate) (E91)	05-	470800		○	EC	1900	10.00	75	A	703323	(7)		F	●	●	●	●	
										703324	(13)		F	●	●	●	●	●
5 Series Saloon (E34)	88-95	171100		●	RDW	1900		75	B	761639	(7)		H	●				

* As available

4 For cars with prepared connector

CHEVROLET

BMW																
5 Series Saloon (E39) (excl. models with reversing sensors) (excl. M5)	96-03	232100		●	EC	2200	11.40	75	C	703254	(13)	H	●	●		
5 Series Saloon (E39) (excl. M5) (incl. bumper cover)	96-03	469000*		●	EC	2200	11.40	90	C	703254	(13)	H	●	●		
5 Series Saloon (E60) (excl. M5)	03-	411100		○	EC	2000	11.40	90	A	703323 703324	(7) (13)	F F	● ●	● ●	● ●	● ●
5 Series Saloon (E60) (excl. M5)	03-	488200		○	EC	2000	11.40	90	A	703323 703324	(7) (13)	F F	● ●	● ●	● ●	● ●
5 Series Saloon (E60) (excl. M5)	03-	471500		○	EC	2000	11.40	90	A	703323 703324	(7) (13)	F F	● ●	● ●	● ●	● ●
5 Series Touring (Estate) (E34)	92-97	171100		●	RDW	1900		75	B	761639 703101	(7) (7)	H F	● ●			
5 Series Touring (Estate) (E39)	97-04	248100		●	EC	2200	11.40	75	B	703254	(13)	H	●	●		
5 Series Touring (Estate) (E39) (incl. bumper cover)	97-04	452200		●	EC	2200	11.40	75	B	703254	(13)	H	●	●		
5 Series Touring (Estate) (E61) (excl. M5)	04-	411100		○	EC	2000	11.40	90	A	703323 703324	(7) (13)	F F	● ●	● ●	● ●	● ●
5 Series Touring (Estate) (E61) (excl. M5)	04-	488200		○	EC	2000	11.40	90	A	703323 703324	(7) (13)	F F	● ●	● ●	● ●	● ●
5 Series Touring (Estate) (E61) (excl. M5)	04-	471500		○	EC	2000	11.40	90	A	703323 703324	(7) (13)	F F	● ●	● ●	● ●	● ●
7 Series Saloon (E38) (incl. bumper cover)	94-01	436800		○	EC	2200	11.80	90	B							
X3 (E83) (excl. for models with bicycle carrier preparation)	04-	420700			EC	2000	10.70	80	A	703334	(13)	H	●	●	●	
X5 (E53)	00-07	483500		○	EC	3500	15.00	150	B							
X5 (E53)	00-07	483400		○	EC	3500	15.00	150	B							
X5 (E70)	07-	487200		○	EC	3500	16.00	150	A	703344	(13)	G	●	●	●	○
X5 (E70)	07-	487300		○	EC	3500	16.00	150	A	703344	(13)	G	●	●	●	○
CHEVROLET																
Aveo Hatchback	08-	496900		○	EC	1200	6.60	50	A	707221 707224	(7) (13)	G G		●		●
Aveo Hatchback	08-	497500		○	EC	1200	6.60	50	A	707221 707224	(7) (13)	G G		●		●
Aveo Saloon	06-	441300		○	EC	1200	6.70	75	A	707181 707184	(7) (13)	F F		●		
Aveo Saloon	06-	441400		○	EC	1200	6.70	75	A	707181 707184	(7) (13)	F F		●		
Blazer (long wheel base)	95-01	243900			EC	2600	12.30	100	A							
Captiva	06-	461800		●	EC	2000	11.00	80	B	707213 707214	(7) (13)	G G		●		●
Captiva	06-	461900		●	EC	2000	11.00	80	B	707213 707214	(7) (13)	G G		●		●
Chevy Van (CG21405) (chassisno. #####25)	96-	241300			EC	3500	17.20	140	A	761649	(7)	H				
Chevy Van (CG31405) (chassisno. #####35)	96-	241300			EC	3500	17.20	140	A	761649	(7)	H				
Cruze	09-	520300		○	EC	1800	9.60	75	C							
Cruze	09-	520400		●	EC	1800	9.60	75	C							
Epica	06-	489700			EC	1700	9.20	75	A	707171 707172*	(7) (13)	F F		●		●
Epica	06-	489800		○	EC	1700	9.20	75	A	707171 707172*	(7) (13)	F F		●		●
Evanda	02-06	390700		○	EC	1500	8.30	75	C	707131 707134	(7) (13)	F F	●	●	●	
Evanda	02-06	390800*		○	EC	1500	8.30	75	C	707131 707134	(7) (13)	F F	●	●	●	
Evanda	02-06	430800*		○	EC	1500	8.30	75	C	707131 707134	(7) (13)	F F	●	●	●	

* As available

CHEVROLET														
Kalos Hatchback	02-08	390500		○	EC	1200	6.60	75	B	707091 707094 707161 707162*	(7) (13) (7) (13)	02-05 02-05 05-08 05-08	F E E E	● ● ● ●
Kalos Hatchback	02-08	410600		○	EC	1200	6.60	75	B	707091 707094 707161 707162*	(7) (13) (7) (13)	02-05 02-05 05-08 05-08	F E E E	● ● ● ●
Kalos Saloon	03-06	391300*			EC	1200	6.60	75	A					
Kalos Saloon	03-06	411400*			EC	1200	6.60	75	A					
Lacetti Hatchback	04-	402900			EC	1200	7.00	75	B	707101 707104*	(7) (13)		F G	● ●
Lacetti Hatchback	04-	403000		○	EC	1200	7.00	75	B	707101 707104*	(7) (13)		F G	● ●
Lanos Hatchback	97-03	261900		○	EC	1100	6.40	50	D	707011*	(7)		G	●
Leganza	97-03	259100*		○	EC	1500	8.10	75	C					
Matiz (excl. 800cc)	05-	310300		○	EC	700	4.60	45	B					
Matiz Draw beam for Euroclick	05-	517100		●				52	B					
Matiz KIT EUROCLICK	05-	517145		●				52	B	766001	(7)		H	
Matiz KIT EUROCLICK	05-	517146		●				52	B	763004	(13)		H	●
Nubira Estate	97-04	331500		○	EC	1200	7.20	75	C	707051*	(7)	97-99	F	●
Nubira Estate	04-	391100			EC	1200	7.20	75	B	707111 707114	(7) (13)		F F	● ●
Nubira Estate	04-	391200			EC	1200	7.20	75	B	707111 707114	(7) (13)		F F	● ●
Nubira Hatchback	97-03	338500*		○	EC	1200	7.00	75	B	707051*	(7)	97-99	F	●
Nubira Saloon	97-03	338500*		○	EC	1200	7.00	75	B	707051*	(7)	97-99	F	●
Nubira Saloon	03-	390900			EC	1200	7.00	75	A	707121	(7)		F	●
Nubira Saloon	03-	391000*		○	EC	1200	7.00	75	A	707121	(7)		F	●
Starcraft (CG21405) (chassisno. #####25)	94-	241300			EC	3500	17.20	140	A	761649	(7)		H	
Tacuma	00-	319500			EC	1500	8.20	75	B	707151 707152	(7) (13)		E E	● ●
Tacuma	00-	319600*			EC	1500	8.20	75	B	707151 707152	(7) (13)		E E	● ●
Trans Sport 2 + 4WD	97-06	241600		○	EC	2000	10.90	75	A	761649	(7)		H	
Trans Sport 2 + 4WD	97-06	472400*		○	EC	2000	10.90	75	A	761649	(7)		H	
CHRYSLER														
300C Saloon	04-	437900		○	EC	2000	10.70	100	A	704054	(13)		G	●
300C Touring	04-	437900		○	EC	2000	10.70	100	A	704064	(13)		G	●
Grand Voyager 2 + 4WD	91-95	233400*		○	EC	1800	10.40	75	B					
Grand Voyager 2 + 4WD	96-00	285400		○	EC	1600	9.80	80	A	704001 704002*	(7) (13)		F G	● ●
Grand Voyager 2 + 4WD	96-00	285500*		○	EC	1600	9.80	80	A	704001 704002*	(7) (13)		F G	● ●
Grand Voyager 2 + 4WD	01-08	330200		●	EC	1600	9.90	80	A	704042 704044	(13) (13)		G G	● ●
Grand Voyager 2 + 4WD	01-08	330300		●	EC	1600	9.90	80	A	704042 704044	(13) (13)		G G	● ●
Grand Voyager (Type Stow 'n Go)	08-	473000		○	EC	2000	11.50	200	B	704084	(13)		H	●
Grand Voyager (Type Stow 'n Go)	08-	473100		○	EC	2000	11.50	200	B	704084	(13)		H	●
Grand Voyager (Type Swivel 'n Go)	08-	473000		○	EC	2000	11.50	200	B	704084	(13)		H	●
Grand Voyager (Type Swivel 'n Go)	08-	473100		○	EC	2000	11.50	200	B	704084	(13)		H	●
Neon	99-03	321900			EC	1000	6.20	50	A					
PT Cruiser	00-	320300			EC	1000	6.50	50	A	704074	(13)		G	●
PT Cruiser Convertible	04-	320300			EC	1000	6.50	50	A	704074	(13)		G	●
Sebring Convertible	07-	463700		○	EC	1500	9.10	150	C					
Sebring Saloon	07-	463700		○	EC	1500	9.10	150	C					

* As available

CITROEN

CHRYSLER																	
Voyager 2 + 4WD	91-95	233400*					EC	1800	10.40	75	B						
Voyager 2WD	96-00	285400					EC	1600	9.80	80	A	704001	(7)		F		
												704002*	(13)		G		
Voyager 4WD	96-00	278500					EC	1600	9.80	80	B	704001	(7)		F		
												704002*	(13)		G		
Voyager 2WD	96-00	285500*					EC	1600	9.80	80	A	704001	(7)		F		
												704002*	(13)		G		
Voyager 2 + 4WD (excl. models with reversingsensors)	01-08	330200					EC	1600	9.90	80	A	704042	(13)		G		
												704044	(13)		G		
Voyager 2 + 4WD	01-08	330300					EC	1600	9.90	80	A	704042	(13)		G		
												704044	(13)		G		
Voyager (7 seats) (type Stow 'n Go) (incl. draw beam 9070283)	05-08	428300					EC	1600	9.90	80	A	704042	(13)		G		
												704044	(13)		G		
Voyager (7 seats) (type Stow 'n Go) (incl. draw beam 9070284)	05-08	428400					EC	1600	9.90	80	A	704042	(13)		G		
												704044	(13)		G		
CITROEN																	
AX	87-96	211000					EC	750	4.50	50	A						
Berlingo	97-08	268600					EC	1100	7.00	70	A	705011	(7)	97-02	F		
												705314	(13)	02-08	F		
Berlingo	97-08	455600					EC	1100	7.00	70	A	705011	(7)	97-02	F		
												705314	(13)	02-08	F		
Berlingo (short version)	08-	505400					EC	1300	7.83	70	A	705513	(7)		F		
												705514	(13)		F		
Berlingo (short version)	08-	505500					EC	1300	7.83	70	A	705513	(7)		F		
												705514	(13)		F		
C-Crosser	07-	433300					EC	2000	11.00	100	A	729431	(7)		F		
												729432	(13)		F		
C1 Draw beam for Euroclick	05-	516000								50	A						
C1 KIT EUROCLICK	05-	516045								50	A	766001	(7)		H		
C1 KIT EUROCLICK	05-	516046								50	A	763004	(13)		H		
C2	03-	374300					EC	600	4.20	27	A	705341	(7)	03-05	F		
												705521	(7)	05-	G		
C2	03-	374400					EC	600	4.20	27	A	705341	(7)	03-05	F		
												705521	(7)	05-	G		
C3	02-	355000					EC	1100	6.60	50	A	705341	(7)	02-05	F		
												705531	(7)	05-	G		
C3	02-	405700					EC	1100	6.60	50	A	705341	(7)	02-05	F		
												705531	(7)	05-	G		
C3 Picasso	09-	521200					EC	1200	7.30	61	B	705541	(7)		H		
C3 Picasso	09-	521300					EC	1200	7.30	61	B	705541	(7)		H		
C3 Pluriel	03-	374000					EC	800	5.20	50	A						
C3 Pluriel	03-	374100*					EC	800	5.20	50	A						
C4 Coupé 3 doors (excl. VTS 180)	04-	417800					EC	1800	9.00	73	A	705573	(7)		H		
												705574	(13)		H		
C4 Coupé 3 doors (excl. VTS 180)	04-	417900					EC	1800	9.00	73	A	705573	(7)		H		
												705574	(13)		H		
C4 Hatchback 5 doors	04-	417800					EC	1800	9.00	73	A	705573	(7)		H		
												705574	(13)		H		
												705583	(7)	06-	H		
												705584	(13)	06-	H		
C4 Hatchback 5 doors	04-	417900					EC	1800	9.00	73	A	705573	(7)		H		
												705574	(13)		H		
												705583	(7)	06-	H		
												705584	(13)	06-	H		
C4 Picasso	06-	474400					EC	1700	9.70	100	B	705471*	(7)		G		
												705583	(7)		H		
												705584	(13)		H		

* As available

CITROEN																	
C4 Picasso	06-	525400			EC				B	705471*	(7)			G	●	●	●
										705583	(7)			H	●	●	●
										705584	(13)			H	●	●	●
C4 Picasso	06-	474500			EC	1700	9.70	100	B	705471*	(7)			G	●	●	●
										705583	(7)			H	●	●	●
										705584	(13)			H	●	●	●
C4 Picasso	06-	525500			EC				B	705471*	(7)			G	●	●	●
										705583	(7)			H	●	●	●
										705584	(13)			H	●	●	●
C5 (excl. models with reversing sensors)	01-04	349000			EC	1600	9.17	75	A	705301	(7)			F		●	●
										705302	(13)			E		●	●
C5	01-04	429100		●	EC	1600	9.17	75	A	705301	(7)			F		●	●
										705302	(13)			E		●	●
C5	04-08	447200		○	EC	1600	9.17	75	A	705593	(7)			H	●	●	●
										705594	(13)			H	●	●	●
C5	04-08	452300		○	EC	1600	9.17	75	A	705593	(7)			H	●	●	●
										705594	(13)			H	●	●	●
C5 Break (Estate) (excl. models with reversing sensors)	01-08	447500		○	EC	1600	10.00	85	A	705321	(7)	01-04	F		●	●	●
										705322	(13)	01-04	F		●	●	●
										705593	(7)	04-08	H	●	●	●	●
										705594	(13)	04-08	H	●	●	●	●
C5 Break (Estate)	01-08	429200		○	EC	1600	10.00	85	A	705321	(7)	01-04	F		●	●	●
										705322	(13)	01-04	F		●	●	●
C5 Break (Estate)	08-	482000		○	EC	1900	10.31	77	B	705561	(7)			G	●	●	S
										705564	(13)			G	●	●	S
C5 Break (Estate)	08-	482100		○	EC	1900	10.31	77	B	705561	(7)			G	●	●	S
										705564	(13)			G	●	●	S
C5 Break (Estate)	08-	482200		○	EC	2010	9.90	64	B	705561	(7)			G	●	●	S
										705564	(13)			G	●	●	S
C5 Saloon	08-	446200		●	EC	1820	9.90	73	C	705551	(7)			G	●	●	S
										705552	(13)			G	●	●	S
C5 Saloon	08-	446300		○	EC	1820	9.90	73	C	705551	(7)			G	●	●	S
										705552	(13)			G	●	●	S
C5 Saloon	08-	446400		○	EC	1955	9.70	64	B	705551	(7)			G	●	●	S
										705552	(13)			G	●	●	S
C8	02-	365600		○	EC	1900	11.30	76	B	705351	(7)	02-05	G		●	●	●
										705352	(13)	02-05	G		●	●	●
										705603	(7)	06-	H	●	●	●	●
										705604	(13)	06-	H	●	●	●	●
										705424*	(13)	06-	F	●	●	○	●
C8	02-	365700		●	EC	1900	11.30	76	B	705351	(7)	02-05	G		●	●	●
										705352	(13)	02-05	G		●	●	●
										705603	(7)	06-	H	●	●	●	●
										705604	(13)	06-	H	●	●	●	●
										705424*	(13)	06-	F	●	●	○	●
C15	85-05	147200*			EC	900	5.60	45	A								
DS	55-75	003900*			RDW	1500		50	A								
Evasion/Synergy	94-01	316600		○	EC	1900	10.20	80	A	705041	(7)			H		●	●
										705042*	(13)			H		●	●
Grand C4 Picasso	06-	474400			EC	1700	9.70	100	B	705431	(7)			F	●	●	●
										705432	(13)			H	●	●	●
										705583	(7)			H	●	●	●
										705584	(13)			H	●	●	●
Grand C4 Picasso	06-	474500			EC	1700	9.70	100	B	705431	(7)			F	●	●	●
										705432	(13)			H	●	●	●
										705583	(7)			H	●	●	●
										705584	(13)			H	●	●	●
ID	55-75	003900*			RDW	1500		50	A								

* As available

DACIA

CITROEN																		
Ideal	55-75	003900*			RDW	1500		50	A									
Jumper Pick-up 2WD	94-06	400300			EC	2200	13.30	120	A	705071	(7)	94-04	E					
Jumper Pick-up 2WD (also ordering 9078040)	07-	481900		●	EC	3000	16.83	120	C	709341	(7)		H	●		●		
Jumper Van 2WD	94-06	400300			EC	2200	13.30	120	A	705061	(7)	94-02	E			●		
										705331	(7)	02-06	E			●		
Jumper Van 2WD	06-	481900		●	EC	3000	16.83	120	C	709331	(7)		H	●		●		
										709332	(13)		G	●	●	●	●	●
Jumper Van 2WD	06-	441800		●	EC	3000	16.83	120	C	709331	(7)		H	●		●		
										709332	(13)		G	●	●	●	●	●
Jumpy/Despatch	95-06	316600		●	EC	1900	10.20	80	A	705081	(7)		E			●		
Jumpy/Despatch (excl. models with level regulator)	07-	480900		●	EC	2000	12.20	122	A	705513	(7)		F	●	●			
										705514	(13)		F	●	●			●
Jumpy/Despatch (excl. models with level regulator)	07-	481000		●	EC	2000	12.20	122	A	705513	(7)		F	●	●			
										705514	(13)		F	●	●			●
Jumpy/Despatch (with level regulator)	08-	503900		●	EC	2000	12.20	122	B	705513	(7)		F	●	●			
										705514	(13)		F	●	●			●
Jumpy/Despatch (with level regulator)	08-	504000		●	EC	2000	12.20	122	B	705513	(7)		F	●	●			
										705514	(13)		F	●	●			●
Jumpy/Despatch	07-	504100			EC	2000	12.20	122	B	705513	(7)		F	●	●			
										705514	(13)		F	●	●			●
Nemo	08-	498000			EC	1300	7.50	75	C	709371	(7)		G	●		●		
										709372	(13)		G	●		●		●
Nemo	08-	498100		●	EC	1300	7.50	75	C	709371	(7)		G	●		●		
										709372	(13)		G	●		●		●
Nemo	08-	498200			EC	1300	7.50	75	C	709371	(7)		G	●		●		
										709372	(13)		G	●		●		●
Saxo	96-02	248800			EC	1100	6.10	50	A	705091	(7)		E			●		
Xantia	93-00	297500		●	EC	1500	8.40	85	A									
Xantia Break (Estate)	95-00	228800			EC	1500	8.40	85	A									
Xsara Break (Estate)	98-05	297200			EC	1300	7.30	80	A	705141	(7)		E			●		
										705142*	(13)		F			●		
Xsara Coupé	97-04	287300			EC	1300	7.30	80	A	705131	(7)		F			●		
Xsara Coupé	97-04	287400*			EC	1300	7.30	80	A	705131	(7)		F			●		
Xsara Hatchback	97-04	287300			EC	1300	7.30	80	A	705131	(7)		F			●		
Xsara Hatchback	97-04	287400*			EC	1300	7.30	80	A	705131	(7)		F			●		
Xsara Picasso	00-	434600			EC	1300	7.55	80	A	705161	(7)		F	●		●		
										705162	(13)		F			●		●
Xsara Picasso	00-	324700			EC	1300	7.55	80	A	705161	(7)		F	●		●		
										705162	(13)		F			●		●
DACIA																		
Logan MCV Break (Estate)	07-	485900			EC	1300	7.59	75	A	742511	(7)	07-07	F			●		
										742591	(7)	08-	F			●		
Logan MCV Break (Estate)	07-	486000			EC	1300	7.59	75	A	742511	(7)	07-07	F			●		
										742591	(7)	08-	F			●		
Logan Saloon	05-	460200			EC	1100	6.40	75	A	742481	(7)	05-08	G			●		
										742601	(7)	08-	G			●		
Logan Saloon	05-	460300*		●	EC	1100	6.40	75	A	742481	(7)	05-08	G			●		
										742601	(7)	08-	G			●		
Sandero	08-	506500			EC	1355	7.30	75	A	742631	(7)		G			●		
										742634	(13)		F			●		
Sandero	08-	506600		●	EC	1355	7.30	75	A	742631	(7)		G			●		
										742634	(13)		F			●		
DAIHATSU																		
Cuore (L701)	98-03	292600			EC	610	4.10	50	A	708041	(7)		E			●		
Cuore (D02A)	03-07	383600		●	EC	600	4.20	50	B	708251	(7)		E			●		
										708252*	(13)		E			●		●

* As available

DAIHATSU																				
Cuore	07-	483600				EC	600	4.20	50	C	708301 708304	⑦ ⑬			F F		● ●			
Feroza/Sportrak	88-98	175300*				EC	1500	8.00	75	A										
Hi-Jet Pick-up (S84/85)	86-89	317400*				EC	600	4.30	50	A										
Hi-Jet Van 2 + 4WD (S84/85V)	86-	317600				EC	600	4.30	50	B										
Materia 2 + 4WD	07-	494400		●		EC	1400	7.30	60	B	708291 708292*	⑦ ⑬			F F		● ●			
Move (L901)	99-03	284800*		○		EC	600	4.50	50	A	708111*	⑦			F		●			
Sirion (NCX) 2 + 4WD	98-05	352100				EC	1000	5.80	50	B	708261	⑦	00-05		G		●			
Sirion 2WD	05-	432300				EC	1000	6.10	50	B	708261	⑦			G		●			
Sirion 4WD	06-	453900				EC	1000	6.10	50	C	708261	⑦			G		●			
Terios	97-06	268000				EC	1400	7.30	60	B	708171	⑦			F		●			
Terios	06-	458500				EC	1350	7.60	55	D	708271 708272* 708274	⑦ ⑬ ⑬			F F F		● ● ●			●
Trevis	06-	480800		●		EC	600	4.00	50	B	708284*	⑬			F		●			●
YRV	01-07	352100				EC	1000	5.80	50	B	708121	⑦			E		●			
DODGE																				
Avenger	07-	463700		○		EC	1500	9.10	150	C										
Caliber	06-	452600				EC	1200	7.40	84	A	704504	⑬			G	●	●	●		
Caliber	06-	452700		○		EC	1200	7.40	84	A	704504	⑬			G	●	●	●		
Caravan 2 + 4WD	91-95	233400*		○		EC	1800	10.40	75	B	761649	⑦			H					
Grand Caravan 2 + 4WD	91-95	233400*		○		EC	1800	10.40	75	B	761649	⑦			H					
Mini Ram Van 2 + 4WD	91-95	233400*		○		EC	1800	10.40	75	B	761649	⑦			H					
Mini Ram Van 2WD	96-01	285400		○		EC	1600	9.80	80	A	761649	⑦			H					
Mini Ram Van 4WD	96-01	278500		○		EC	1600	9.80	80	B	761649	⑦			H					
Mini Ram Van 2WD	96-01	285500*		○		EC	1600	9.80	80	A	761649	⑦			H					
Mini Ram Van 2 + 4WD	01-	330200		●		EC	1600	9.90	80	A	704042	⑬			G	●	●	●	●	●
Mini Ram Van 2 + 4WD	01-	330300		●		EC	1600	9.90	80	A	704042	⑬			G	●	●	●	●	●
Nitro	07-	473200		●		EC	3500	15.20	350	C	704514	⑬			G	●	●	●	●	●
Nitro	07-	473300		●		EC	3500	15.20	350	C	704514	⑬			G	●	●	●	●	●
Ram Van 2 + 4WD	91-95	233400*		○		EC	1800	10.40	75	B	761649	⑦			H					
Ram Van 2 + 4WD	96-01	285400		○		EC	1600	9.80	80	A	761649	⑦			H					
Ram Van 2 + 4WD	96-01	285500*		○		EC	1600	9.80	80	A	761649	⑦			H					
Ram Van 2 + 4WD	01-	330200		●		EC	1600	9.90	80	A	704042	⑬			G	●	●	●	●	●
Ram Van 2 + 4WD	01-	330300		●		EC	1600	9.90	80	A	704042	⑬			G	●	●	●	●	●
FIAT																				
500	07-	494200				EC	720	5.10	60	B	709361 709364	⑦ ⑬			F F	● ●	● ●			●
500	07-	494300				EC	720	5.10	60	B	709361 709364	⑦ ⑬			F F	● ●	● ●			●
Brava	95-01	247600* ¹				EC	1300	7.30	70	B	709001	⑦			F		●			
Bravo	95-01	238500		○		EC	1300	7.30	70	B	709001	⑦			F		●			
Bravo	07-	510200		○		EC	1300	7.70	90	B	709351 709352 ⁶	⑦ ⑬			G G	● ●	● ●	● ●		●
Bravo	07-	484200		●		EC	1300	7.70	60	A	709351 709352 ⁶	⑦ ⑬			G G	● ●	● ●	● ●		●
Croma	05-	436100		○		EC	1500	8.90	70	A	709301 709302	⑦ ⑬			G G	● ●	● ●	● ●		
Doblò (excl. models with reversingsensors) (incl. Maxi)	00-	348600		○		EC	1300	8.33	60	A	709211	⑦			G	●	●	●		
Doblò (incl. Maxi)	00-	456600		●		EC	1300	8.33	60	A	709211	⑦			G	●	●	●		
Ducato Pick-up 2WD	94-06	400300				EC	2200	13.30	120	A	705071	⑦	94-04		E		●			
Ducato Pick-up 2WD (also ordering 9078040)	07-	481900		○		EC	3000	16.83	120	C	709341	⑦			H	●	●			
Ducato Van 2WD	94-06	400300				EC	2200	13.30	120	A	705061 705331	⑦ ⑦	94-02 02-06		E E		● ●			

* As available

¹ Ball in front of licence plate
⁶ If PDC also order extension kit: 709359

FIAT

FIAT																
Ducato Van 2WD	06-	481900		●	EC	3000	16.83	120	C	709331	⑦		H	●	●	●
										709332	⑬		G	●	●	●
Ducato Van 2WD	06-	441800		●	EC	3000	16.83	120	C	709331	⑦		H	●	●	●
										709332	⑬		G	●	●	●
Fiorino Pick-up	94-01	235400*		●	RDW	1100		80	D							
Fiorino Van	94-01	235400*		●	RDW	1100		80	D							
Fiorino (incl. Qubo)	08-	498000			EC	1300	7.50	75	C	709371	⑦		G	●	●	●
										709372	⑬		G	●	●	●
Fiorino (incl. Qubo)	08-	498200			EC	1300	7.50	75	C	709371	⑦		G	●	●	●
										709372	⑬		G	●	●	●
Fiorino (incl. Qubo)	08-	498100		●	EC	1300	7.50	75	C	709371	⑦		G	●	●	●
										709372	⑬		G	●	●	●
Grande Punto	05-	429700*		●	EC	1100	6.70	60	A	709311	⑦		G	●	●	●
										709312	⑬		G	●	●	●
Grande Punto	05-	449600*		●	EC	1100	6.70	60	A	709311	⑦		G	●	●	●
										709312	⑬		G	●	●	●
Idea	03-07	434200*		●	EC	1100	7.00	60	B	709271	⑦		F	●	●	●
Idea	03-07	509500		●	EC	1200	6.80	80	C	709271	⑦		F	●	●	●
Idea	03-07	434300*		●	EC	1100	7.00	60	B	709271	⑦		F	●	●	●
Idea	03-07	509600		●	EC	1200	6.80	80	C	709271	⑦		F	●	●	●
Marea Weekend (Estate)	96-02	468800			EC	1600	8.70	70	B	709051	⑦		H	●		
Multipla	99-07	320500		●	EC	1300	8.33	70	C	709061	⑦	99-04	G		●	
										709062	⑬	99-04	G		●	
										709291	⑦	04-07	F		●	
Multipla	99-07	456300*		●	EC	1300	8.33	70	C	709061	⑦	99-04	G		●	
										709062	⑬	99-04	G		●	
										709291	⑦	04-07	F		●	
Palio Weekend (Estate)	97-01	277900*		●	EC	1200	7.00	70	A							
Palio Weekend (Estate)	02-	387900*		●	EC	1250	7.20	70	B							
Panda 2WD (excl. Bipower version)	03-	383700			EC	800	5.83	60	B	709261	⑦		E		●	
										709281	⑦		F	●	●	
Panda 2WD (excl. Bipower version)	03-	383800		●	EC	800	5.83	60	B	709261	⑦		E		●	
										709281	⑦		F	●	●	
Panda 4WD	04-	429500		●	EC	800	6.16	60	B	709281	⑦		F	●	●	
Punto	93-99	232400		●	EC	1300	6.80	70	A	709091	⑦		G	●	●	
Punto	99-03	327100		●	EC	1100	7.16	60	B	709101	⑦		F	●	●	
Punto	03-	360700		●	EC	1100	7.16	60	B	709101	⑦		F	●	●	
Punto Evo	09-	525600			EC											
Punto Evo	09-	525700			EC											
Punto Sport	03-	392400		●	EC	1000	7.16	60	B	709101	⑦		F	●	●	
Scudo	95-06	316600		●	EC	1900	10.20	80	A	705081	⑦		E		●	
Scudo (excl. models with level regulator)	07-	480900		●	EC	2000	12.20	122	A	705513	⑦		F	●	●	
										705514	⑬		F	●	●	●
Scudo (excl. models with level regulator)	07-	481000		●	EC	2000	12.20	122	A	705513	⑦		F	●	●	
										705514	⑬		F	●	●	●
Scudo (with level regulator)	08-	503900		●	EC	2000	12.20	122	B	705513	⑦		F	●	●	
										705514	⑬		F	●	●	●
Scudo (with level regulator)	08-	504000		●	EC	2000	12.20	122	B	705513	⑦		F	●	●	
										705514	⑬		F	●	●	●
Scudo	07-	504100			EC	2000	12.20	122	B	705513	⑦		F	●	●	
										705514	⑬		F	●	●	●
Sedici	06-	469700		●	EC	1200	7.10	50	C	751291	⑦		F		●	
										751292	⑬		F		●	●
Sedici	06-	469800		●	EC	1200	7.10	50	C	751291	⑦		F		●	
										751292	⑬		F		●	●
Stilo (excl. Abarth)	01-06	354300		●	EC	1300	7.83	60	B	709241 ⁷	⑦		G	●	●	
										709242 ⁷	⑬		H	●	●	

* As available

7 Extension kit for Fiat Stilo with reversing sensors, 7-pins: 709249, 13-pins: 709259

FIAT																	
Stilo (excl. Abarth)	01-06	414400		●	EC	1300	7.83	60	B	709241 ⁷ 709242 ⁷	(7) (13)		G H	●	●		
Stilo Multi Wagon (Estate) (excl. Uproad)	02-08	376600		●	EC	1300	8.00	60	C	709251 ⁷ 709252 ⁷	(7) (13)		G H		●		
Stilo Multi Wagon (Estate) (excl. Uproad)	02-08	396700		●	EC	1300	8.00	60	C	709251 ⁷ 709252 ⁷	(7) (13)		G H		●		
Tempra Saloon	90-95	188500*		●	RDW	1400		91	C								
Ulysse	94-01	316600		○	EC	1900	10.20	80	A	705041 705042*	(7) (13)		H H		●		●
Ulysse	02-	365600		○	EC	1900	11.30	76	B	705351 705352 705603 705604	(7) (13) (7) (13)	02-05 02-05 06- 06-	G G H H		● ● ● ●	● ● ● ●	● ● ● ●
Ulysse	02-	365700		●	EC	1900	11.30	76	B	705351 705352 705603 705604	(7) (13) (7) (13)	02-05 02-05 06- 06-	G G H H		● ● ● ●	● ● ● ●	● ● ● ●
Uno	90-93	183100*			RDW	1100		70	A								
Uno	90-93	453100			EC	1000	7.00	70	A								
FORD																	
Escort Convertible (GAF/AWF)	86-90	148000*			RDW	1200		50	A								
Escort Convertible	92-98	216000		○	RDW	1200		50	A								
Escort Estate (GAL)	90-98	257100		●	EC	1260	7.00	50	A	711031	(7)		F		●		
Escort Hatchback (GAF/AWF)	86-90	148000*			RDW	1200		50	A								
Escort Hatchback (GAL)	92-98	216000		○	RDW	1200		50	A	711041	(7)		F		●		
Escort Hatchback (GAL)	92-98	306900*		●	EC	1150	7.00	50	B	711041	(7)		F		●		
Escort Saloon (GAL)	95-98	246300*		●	EC	1200	6.70	50	A								
Explorer (Chassisnr. #####V)	95-97	243600*			EC	2380	12.50	100	B	711061*	(7)		E		●		
Fiesta Hatchback (GFJ) (excl. GT + S models from 1994)	89-95	176400			RDW	900		50	A	711081*	(7)		F		●		
Fiesta Hatchback (JAS/JBS) (excl. 1.6 16V)	96-02	235600 ¹		○	EC	950	5.70	50	A	711091	(7)		E		●		
Fiesta Hatchback (JAS/JBS) (excl. 1.6 16V)	96-02	265600		○	EC	950	5.70	50	A	711091	(7)		E		●		
Fiesta Hatchback (JAS/JBS) Classic	96-01	176400			RDW	900		50	A	711081*	(7)		F		●		
Fiesta Hatchback (JAS/JBS) Classic (excl. 1.6 16V)	02-08	265600		○	EC	950	5.70	50	A								
Fiesta Hatchback (JH1)	02-08	345600		○	EC	1050	6.50	50	A	711551 711552 711731 711732	(7) (13) (7) (13)	02-05 02-05 05-08 05-08	G G F G		● ● ● ●		
Fiesta Hatchback (JH1)	02-08	345700		○	EC	1050	6.50	50	A	711551 711552 711731 711732	(7) (13) (7) (13)	02-05 02-05 05-08 05-08	G G F G		● ● ● ●		
Fiesta Hatchback (excl. Zetec S)	08-	506300		●	EC	900	5.70	50	B	712001 712002 712004	(7) (13) (13)		G G G		● ● ●		S
Fiesta Hatchback (excl. Zetec S)	08-	506400		●	EC	900	5.70	50	B	712001 712002 712004	(7) (13) (13)		G G G		● ● ●		S
Fiesta Van (Courier)	91-96	199600			RDW	700		50	B	711011	(7)		G		●		
Fiesta Van (Courier) (J5S)	96-	239600			EC	700	4.90	50	B								
Focus Estate (excl. RS bumpers)	98-05	428100		○	EC	1300	7.70	75	A	711101 ⁹ 711102 ⁹ 711621 711622	(7) (13) (7) (13)		E E F G		● ● ● ●		●
Focus Estate	98-05	430600		○	EC	1300	7.70	75	A	711101 ⁹ 711102 ⁹ 711621 711622	(7) (13) (7) (13)	03-05 03-05	E E F G		● ● ● ●		●

* As available

1 Ball in front of licence plate
 7 Extension kit for Fiat Stilo with reversingsensors, 7-pins: 709249, 13-pins: 709259
 9 Extension kit 711269 for Ford Focus Estate from 08/2003-

FORD

FORD																	
Focus Estate (with automatic level regulator)	01-05	366100*			EC	1300	7.70	75	A	711101 ⁹ 711102 ⁹ 711621 711622	 		E E F G				●
Focus Estate	05-	448100			EC	1500	8.50	75	A	711661 711972	 		G G				● ●
Focus Estate	05-	448200			EC	1500	8.50	75	A	711661 711972	 		G G				● ●
Focus Hatchback	98-04	328000			EC	1400	7.80	75	A	711101 ⁸ 711102 ⁸ 711621 711622	 		E E F G				●
Focus Hatchback	98-04	328500			EC	1400	7.80	75	A	711101 ⁸ 711102 ⁸ 711621 711622	 		E E F G				●
Focus Hatchback (excl. ST)	04-	328600			EC	1500	10.00	75	A	711753 711754 711961 711962	 		G G F F				● ●
Focus Hatchback (excl. ST)	04-	423000			EC	1500	10.00	75	A	711753 711754 711961 711962	 		G G F F				● ●
Focus Saloon	98-05	249300			EC	1400	7.80	75	A	711101 711102 711621 711622	 		E E F G				●
Focus Saloon	05-	453200			EC	1500	8.50	75	A	711771 711772 711983* 711984	 		E E G G	● ●			● ●
Focus Saloon	05-	453300			EC	1500	8.50	75	A	711771 711772 711983* 711984	 		E E G G	● ●			● ●
Focus C-MAX (DM)	03-	328600			EC	1500	10.00	75	A	711581 711672	 		E G	●			● ●
Focus C-MAX (DM)	03-	423000			EC	1500	10.00	75	A	711581 711672	 		E G	●			● ●
Fusion (JU1) (excl. models with reversing sensors)	02-	345600			EC	1050	6.50	50	A	711551 711552 711731 711732	 		G G F G				● ●
Fusion (JU1) (excl. models with reversing sensors)	02-	345700			EC	1050	6.50	50	A	711551 711552 711731 711732	 		G G F G				● ●
Galaxy (excl. models with reversing sensors)	95-00	270200			EC	2100	11.20	85	B	746001 746002* 746021 746022	 		E F G G				● ●
Galaxy (excl. models with reversing sensors)	95-00	469400			EC	2100	11.20	85	B	746001 746002* 746021 746022	 		E F G G				● ●
Galaxy	00-06	350000			EC	2100	11.20	85	A	746021 746022	 		G G				● ●

* As available

⁸ Extension kit 711109 for Ford Focus Hatchback 3 doors from 2001-
⁹ Extension kit 711269 for Ford Focus Estate from 08/2003-

FORD																
Galaxy	00-06	468300		●	EC	2100	11.20	85	A	746021	⑦ ⑬		G G			
Galaxy (7 seats) (without level regulator)	06-	478200		●	EC	2000	12.10	80	A	711913 711914	⑦ ⑬		G G	● ● ● ● ● ●	○ ● ○ ● ○ ●	
Galaxy (7 seats) (without level regulator)	06-	478300		●	EC	2000	12.10	80	A	711913 711914	⑦ ⑬		G G	● ● ● ● ● ●	○ ● ○ ● ○ ●	
Galaxy (7 seats) (without level regulator)	06-	471700		●	EC	2100	12.10	80	C	711913 711914	⑦ ⑬		G G	● ● ● ● ● ●	○ ● ○ ● ○ ●	
Ka Draw beam for Euroclick	97-08	518200		●				52	C							
Ka KIT EUROCLICK	97-08	518245		●				52	C	766001	⑦		H			
Ka KIT EUROCLICK	97-08	518246		●				52	C	763004	⑬		H		●	
Ka Draw beam for Euroclick	08-	515000		○				52.5	B							
Ka KIT EUROCLICK	08-	515046		○				52.5	B	763003	⑦		H		●	
Ka KIT EUROCLICK	08-	515045		○				52.5	B	763004	⑬		H		●	
Kuga AWD	08-	505900		●	EC	2100	10.50	105	B	711991 711994	⑦ ⑬		G G	● ● ● ● ● ●		
Kuga AWD	08-	506000		●	EC	2100	10.50	105	B	711991 711994	⑦ ⑬		G G	● ● ● ● ● ●		
Kuga AWD	08-	506200		●	EC	2100	10.50	105	C	711991 711994	⑦ ⑬		G G	● ● ● ● ● ●		
Maverick	93-01	310000			EC	3000	13.60	120	A	732321	⑦	93-99	F		●	
Maverick	93-01	340000			EC	3000	13.60	120	A	732321	⑦	93-99	F		●	
Maverick (1EZ/1N2)	01-03	386200		●	EC	2000	10.00	80	A	711533*	⑦		G		●	
Maverick (1EZ/1N2)	01-03	386300		●	EC	2000	10.00	80	A	711533*	⑦		G		●	
Maverick	04-	411700		○	EC	2000	10.00	75	A	711613* 711614*	⑦ ⑬		G G		● ●	
Maverick	04-	411800*		○	EC	2000	10.00	75	A	711613* 711614*	⑦ ⑬		G G		● ●	
Mondeo Estate 2WD (4WD till 1996) (excl. models with RS bumpers)	93-00	250700		●	EC	1800	9.00	75	A	711141 711142*	⑦ ⑬		F G		● ●	●
Mondeo Estate 2WD (4WD till 1996) (excl. models with RS bumpers)	93-00	314100*		●	EC	1800	9.00	75	A	711141 711142*	⑦ ⑬		F G		● ●	●
Mondeo Estate 2WD (excl. ST220)	00-07	385200		●	EC	2000	11.00	80	A	711471 711472	⑦ ⑬		F G		● ●	●
Mondeo Estate 2WD (Ambiente/Trend version) (excl. RS bumpers/ST220) (incl. bumper cover)	00-07	415300		●	EC	2000	11.00	80	A	711471 711472	⑦ ⑬		F G		● ●	●
Mondeo Estate 2WD (Ghia/Titanium version) (excl. RS bumpers/ST220) (incl. bumper cover)	00-05	415300		●	EC	2000	11.00	80	A	711471 711472	⑦ ⑬		F G		● ●	●
Mondeo Estate 2WD (Ghia/Titanium/Platinum version) (excl. RS bumpers/ST220) (incl. bumper cover)	05-07	452900		●	EC	2000	11.00	80	A	711471 711472	⑦ ⑬		F G		● ●	●
Mondeo Estate 2WD (with automatic level regulator) (excl. ST220)	00-07	385400		●	EC	2000	11.00	80	A	711471 711472	⑦ ⑬		F G		● ●	●
Mondeo Estate 2WD (Ambiente/Trend version) (excl. RS bumpers/ST220) (with automatic level regulator) (incl. bumper cover)	00-07	415500		●	EC	2000	11.00	80	A	711471 711472	⑦ ⑬		F G		● ●	●
Mondeo Estate 2WD (Ghia/Titanium version) (excl. RS bumpers/ST220) (with automatic level regulator) (incl. bumper cover)	00-05	415500		●	EC	2000	11.00	80	A	711471 711472	⑦ ⑬		F G		● ●	●
Mondeo Estate 2WD (Ghia/Titanium/Platinum version) (excl. RS bumpers/ST220) (with automatic level regulator) (incl. bumper cover)	05-07	453000*		●	EC	2000	11.00	80	A	711471 711472	⑦ ⑬		F G		● ●	●
Mondeo Estate	07-	486300		○	EC	2120	11.60	80	A	711941* 711933 711934	⑦ ⑦ ⑬		F G G	● ● ● ● ● ●	○ ● ○ ● ○ ●	●
Mondeo Estate	07-	486400		●	EC	2120	11.60	80	A	711941* 711933 711934	⑦ ⑦ ⑬		F G G	● ● ● ● ● ●	○ ● ○ ● ○ ●	●

* As available

FORD

FORD																	
Mondeo Hatchback (excl. RS bumpers)	93-96	189900															
Mondeo Hatchback 2WD (excl. RS bumpers)	96-00	250500															
Mondeo Hatchback 2WD (excl. ST220)	00-07	384800															
Mondeo Hatchback 2WD (Ambiente/Trend version) (excl. ST220)	00-07	384900															
Mondeo Hatchback 2WD (Ghia/Titanium version) (excl. ST220)	00-05	384900															
Mondeo Hatchback 2WD (Ghia/Titanium/Platinum version) (excl. ST220) (incl. bumper cover)	05-07	454900															
Mondeo Hatchback	07-	488600															
Mondeo Hatchback	07-	488700															
Mondeo Hatchback	07-	488900															
Mondeo Saloon (excl. RS bumpers)	93-96	189900															
Mondeo Saloon 2WD (excl. RS bumpers)	96-00	250500															
Mondeo Saloon 2WD (excl. ST220)	00-07	384800															
Mondeo Saloon 2WD (Ambiente/Trend version) (excl. ST220)	00-07	384900															
Mondeo Saloon 2WD (Ghia/Titanium version) (excl. ST220)	00-05	384900															
Mondeo Saloon 2WD (Ghia/Titanium/Platinum version) (excl. ST220) (incl. bumper cover)	05-07	454900															
Mondeo Saloon	07-	486300															
Mondeo Saloon (incl. ST bumper)	07-	486400															
Mondeo Saloon	07-	488900															
Ranger 4WD	99-05	373600															
Ranger 4WD (excl. models with rear step bumper)	99-	482600															
S-MAX (without level regulator)	06-	478200															
S-MAX (without level regulator)	06-	478300															
Scorpio Estate (GGR/GNR)	95-98	229500*															
Scorpio Saloon (GGE) (incl. draw beam 9070835)	90-94	183500*															
Sierra Saloon/Sapphire (GBG/GB4) (incl. Cosworth)	87-93	151000*															
Tourneo Connect (SWB + LWB) (excl. models with reversingsensors)	02-	329600															
Tourneo Connect (SWB + LWB) (excl. models with reversingsensors)	02-	379600															
Transit Connect (SWB + LWB) (excl. models with reversingsensors)	02-	329600															

* As available

HYUNDAI





















































HONDA															
CR-V (RD 8/9)	02-06	401600			EC	1500	8.80	100	C	714341	⑦		H		●
CR-V (RE)	07-	487000		●	EC	2000	10.43	100	A	714431	⑦		G		●
										714434	⑬		G		●
CR-V (RE)	07-	487100		●	EC	2000	10.43	100	A	714431	⑦		G		●
										714434	⑬		G		●
FR-V	04-	446900		●	EC	1500	8.40	90	A	714401	⑦		F		●
FR-V	04-	447000		●	EC	1500	8.40	90	A	714401	⑦		F		●
HR-V (GH)	99-02	311900		●	EC	1200	6.70	60	#	714201	⑦		G		●
										714202*	⑬		G		●
HR-V (GH)	02-06	401800		●	EC	1200	6.90	60	C	714201	⑦		G		●
										714202*	⑬		G		●
Insight Draw beam for Euroclick	09-	518100		●				52	B						
Insight KIT EUROCLICK	09-	518144		●				52	B	714484	⑬		H		●
Insight KIT EUROCLICK	09-	518145		●				52	B	714451	⑦		H	●	●
Jazz (GD/GE)	02-08	381600		●	EC	1000	5.90	70	B	714331*	⑦		G		●
										714441	⑦		G		●
										714444	⑬		G		●
Jazz (GD/GE)	02-08	381700		●	EC	1000	5.90	70	B	714331*	⑦		G		●
										714441	⑦		G		●
										714444	⑬		G		●
Jazz (GE/GG)	08-	513500		●	EC	1000	6.10	95	C	714441	⑦		G		●
										714444	⑬		G		●
Jazz (GE/GG)	08-	513600		●	EC	1000	6.10	95	C	714441	⑦		G		●
										714444	⑬		G		●
Logo (GA)	99-02	329900			EC	800	5.10	50	A	714221	⑦		G		●
Stream (Sport) (RN)	01-05	368200		●	EC	1400	8.17	60	A	714301*	⑦		G		●
										714302*	⑬		H		●
HYUNDAI															
Accent/Verna (LC)	99-06	395600		●	EC	1200	6.80	50	A	716021	⑦		E		●
Accent/Verna (LC)	99-06	391700*		●	EC	1200	6.80	50	A	716021	⑦		E		●
Accent Hatchback (MC)	06-	466200		●	EC	1100	6.50	50	B	716511	⑦		F		●
										716512*	⑬		G		●
Accent Hatchback (MC)	06-	466300		●	EC	1100	6.50	50	B	716511	⑦		F		●
										716512*	⑬		G		●
Accent Saloon (MCT)	06-	466200		●	EC	1100	6.50	50	B	716511	⑦		F		●
										716512*	⑬		G		●
Accent Saloon (MCT)	06-	466300		●	EC	1100	6.50	50	B	716511	⑦		F		●
										716512*	⑬		G		●
Atos Multi (MX)	97-99	403200			EC	700	4.60	28	A	716001	⑦	98-99	E		●
Atos Prime/Spirit/Amica (MXL)	99-03	403200			EC	700	4.60	28	A	716011	⑦		F		●
Atos Prime/Spirit/Amica (MXL)	00-03	403300*		●	EC	700	4.60	28	A	716011	⑦		F		●
Atos Prime/Santro (MXI)	03-08	403200			EC	700	4.60	28	A	716441	⑦		E		●
Atos Prime/Santro (MXI)	03-08	403300*		●	EC	700	4.60	28	A	716441	⑦		E		●
Coupé (GK)	01-	409600*		●	EC	1400	7.70	60	A						
Elantra Hatchback (XD)	00-06	341600		●	EC	1400	8.00	65	B	716351	⑦		F		●
Elantra Hatchback (XD)	00-06	341700*		●	EC	1400	8.00	65	B	716351	⑦		F		●
Elantra Saloon (XD)	00-06	341600		●	EC	1400	8.00	65	B	716341	⑦		F		●
Elantra Saloon (XD)	00-06	341700*		●	EC	1400	8.00	65	B	716341	⑦		F		●
Excel (X3)	95-99	245600			EC	1400	7.00	60	A	716051	⑦		F		●
Galopper (long wheel base) (for Everest version also ordering extension kit 9077398)	98-02	332100*			EC	3300	15.00	140	B	716061*	⑦		E		●
Galopper (short wheel base)	98-02	301000*			EC	3300	14.33	140	B	716061*	⑦		E		●
Getz (TB)	02-05	402000		●	EC	1100	6.50	44	A	716491	⑦		E		●
Getz (TB)	05-	458300		●	EC	1100	6.50	44	A	716491	⑦		E		●
Grandeur (TG)	05-	456800		●	EC	1800	9.80	90	C	716474	⑬		G		●
H-1 Pick-up (SR) (only backbar, also ordering ball 9078032 or 9077596) (till chassissnr. KMFYKN7HP4U051103)	00-04	353200			EC	2000	12.40	75	A	716191*	⑦		F		●

* As available

HYUNDAI																		
H-1 Pick-up (from chassissnr. KMFYKN7HP4U051103)	04-	431300*				EC	1800	11.60	75	A								
H-1 Van (short + long wheel base)	97-08	396300				EC	1800	11.20	75	A	716111 ¹⁰ 716361 ¹⁰ 716481 ¹⁰	(7) (7) (7)	98-00 00-08 05-08	F E G			● ● ●	
H-100 Van	93-	366200*				EC	1450	9.50	75	A								
H-1/H300 Van (TQ)	08-	516100				EC	2400	13.51	100	B	716581 716584	(7) (13)		F F			● ●	●
H-1/H300 Van (TQ)	08-	516200				EC	2400	13.51	100	B	716581 716584	(7) (13)		F F			● ●	●
Highway Van	00-	335500				EC	1950	10.70	80	A								
Highway Van	00-	335600*				EC	1950	10.70	80	A								
i10	08-	491100				EC	900	5.50	50	A	716551 716554	(7) (13)		E F			● ●	●
i20 (5 doors)	08-	508200				EC	1100	6.50	50	A								
i30 Estate	08-	490800				EC	1500	8.60	75	A	716561 716564	(7) (13)		G G	● ●		● ●	●
i30 Estate	08-	490900				EC	1500	8.60	75	A	716561 716564	(7) (13)		G G	● ●		● ●	●
i30 Hatchback (5 doors)	07-09	462300*				EC	1500	9.20	75	B	716541 716544	(7) (13)		F F			● ●	●
i30 Hatchback (5 doors)	07-	519100				EC	1500	8.50	75	B	716541 716544	(7) (13)		F F			● ●	●
Lantra Saloon (J-2)	95-98	236500* ¹				EC	1400	7.60	65	A								
Matrix (FC)	01-	399100				EC	1300	7.60	52	A	716371 716372 716591 716594	(7) (13) (7) (13)	01-09 01-09 09- 09-	F G G G		● ● ● ●	●	
Matrix (FC)	01-	399200				EC	1300	7.60	52	A	716371 716372 716591 716594	(7) (13) (7) (13)	01-09 01-09 09- 09-	F G G G		● ● ● ●	●	
Santa Fe (SM)	01-06	335700				EC	2300	11.50	92	B	716331	(7)		F			●	
Santa Fe (SM)	01-06	335800				EC	2300	11.50	92	B	716331	(7)		F			●	
Santa Fe (CM) 2 + 4WD	06-	465700				EC	2200	12.50	88	B	716501 716502	(7) (13)		F G	●		● ●	●
Santa Fe (CM) 2 + 4 WD (excl. Premium version)	06-09	465800				EC	2200	11.60	88	B	716501 716502	(7) (13)		F G	●		● ●	●
Santa Fe (CM) 2 + 4WD	06-	518400									716501 716502	(7) (13)		F G	●		● ●	●
Satellite/Starex 2WD	97-00	396300				EC	1800	11.20	75	A	716111 ¹⁰	(7)	98-00	F			●	
Satellite/Starex 4WD	97-00	326300*				EC	1500	9.60	75	A	716111 ¹⁰	(7)	98-00	F			●	
Sonata (Y3)	93-98	272500*				EC	1600	8.60	75	A	716251*	(7)	96-98	F			●	
Sonata (EF)	98-01	325800*				EC	1800	10.10	75	B	716261	(7)		E			●	
Sonata (EF)	01-04	369300				EC	1700	9.10	75	B	716261	(7)		E			●	
Sonata (EF)	01-04	409400*				EC	1700	9.10	75	B	716261	(7)		E			●	
Sonata (NF)	05-	439500				EC	1700	9.30	80	C	716461	(7)		E			●	
Sonata (NF)	05-	456800				EC	1800	9.80	90	C	716461	(7)		E			●	
Terracan (HP-1) (only draw beam, also ordering ball 9078032 or 9077596)	01-07	446100				EC	2800	13.80	115	A	716381 716384*	(7) (13)		E F			● ●	
Terracan (HP-1)	01-07	446000				EC	2800	13.80	115	A	716381 716384*	(7) (13)		E F			● ●	
Trajjet (FO)	00-	335500				EC	1950	10.70	80	A	716271 716274	(7) (13)		E F			● ●	
Trajjet (FO)	00-	335600*				EC	1950	10.70	80	A	716271 716274	(7) (13)		E F			● ●	
Tucson (JM) 2 + 4WD	04-	430200				EC	1800	9.80	75	B	716451 716452*	(7) (13)		F G			● ●	●

* As available

¹ Ball in front of licence plate
¹⁰ Hyundai H-1 Van / Satellite/Starex with 1 rear door




















































																
HYUNDAI																
Tucson (JM) 2 + 4WD	04-	430300		●	EC	1800	9.80	75	B	716451	⑦		F		●	
										716452*	⑬		G		●	●
Tucson (JM) 2 + 4WD	04-	460400			EC					716451	⑦		F		●	
										716452*	⑬		G		●	●
XG	99-05	325800*			EC	1800	10.10	75	B							
ISUZU																
D-Max 4WD (incl. draw beam 9070186)	03-06	418500			EC	3000	14.50	120	A							
D-Max 4WD (incl. draw beam 9070186)	03-06	418400*			EC	3000	14.50	120	A							
D-Max 4WD (with stepbumper)	07-	488500		●	EC	3000	14.60	120	A							
Rodeo	07-	488500		●	EC	3000	14.60	120	A							
TFR 2WD (Campo)	88-91	276300*			EC	2000	11.20	120	A							
Trooper (UBS16/17)	85-92	154500*			RDW	3000		110	A							
Trooper (UBS25/69)	92-03	196500			EC	3300	15.40	135	A							
IVECO																
Daily 2WD all models (incl. draw beam 9070036) (excl. Wb. 2,77M. single wheels)	89-99	303600			EC	3500	22.20	200	A	718501	⑦	96-99	G		●	
Daily Pick-up 29L-35S (only backbar, also ordering ball 9078032 or 9077596)	99-	343700			EC	2000	14.00	150	B	718511 ⁴	⑦	06-	E	●	●	
Daily Pick-up 35C-40C-45C-50C (incl. draw beam 9070135) (without ball)	99-	413500			EC	3500	20.60	250	B	718511 ⁴	⑦	06-	E	●	●	
Daily Van 29L-35S (only backbar, also ordering ball 9078032 or 9077596)	99-	343700			EC	2000	14.00	150	B	718511 ⁴	⑦	06-	E	●	●	
Daily Van 35C-40C-45C-50C (incl. draw beam 9070135) (without ball)	99-	413500			EC	3500	20.60	250	B	718511 ⁴	⑦	06-	E	●	●	
JAGUAR																
S-Type	99-03	338700		●	EC	1900	9.90	75	B							
X-Type Saloon	01-07	320800		●	EC	1500	8.60	75	A							
XF-Type	08-	478700		●	EC	1850	11.00	75	C							
JEEP																
Cherokee (XJ)	88-96	261700			EC	3300	13.00	135	B							
Cherokee (XJ)	97-01	285300			EC	3300	13.00	135	A	719501	⑦		F		●	
Cherokee (KJ)	01-07	467700			EC	3500	14.40	140	A	719554	⑬		H		●	●
Cherokee (KJ)	01-07	458800			EC	3500	15.10	140	A	719554	⑬		H		●	●
Cherokee (KK)	07-	473200		●	EC	3500	15.20	350	C	704514	⑬		G	●	●	●
Cherokee (KK)	07-	473300		●	EC	3500	15.20	350	C	704514	⑬		G	●	●	●
Commander (XH)	06-	379900		●	EC	3500	15.90	350	A	719574	⑬		G	●	●	●
Commander (XH)	06-	380000		●	EC	3500	15.90	350	A	719574	⑬		G	●	●	●
Compass (MK)	06-	452400		●	EC	1500	8.70	105	A	704504	⑬		G	●	●	●
Compass (MK)	06-	452500		●	EC	1500	8.70	105	A	704504	⑬		G	●	●	●
Grand Cherokee (ZG)	93-98	247700			EC	3500	14.40	140	B	719511	⑦		G	●	●	
Grand Cherokee (WJ/WG)	99-05	277700		●	EC	3500	14.30	140	A	719521	⑦	00-05	G		●	
Grand Cherokee (WJ/WG)	99-05	337700		●	EC	3500	14.30	140	B	719521	⑦	00-05	G		●	
Grand Cherokee (WJ/WG)	99-05	458900		●	EC	3500	14.30	140	A	719521	⑦	00-05	G		●	
Grand Cherokee (WH)	05-	379900		●	EC	3500	15.90	350	A	719564	⑬	05-06	G	●	●	●
										719574	⑬	06-	G	●	●	●
Grand Cherokee (WH)	05-	380000		●	EC	3500	15.90	350	A	719564	⑬	05-06	G	●	●	●
										719574	⑬	06-	G	●	●	●
Patriot (PK)	07-	452400		●	EC	1500	8.70	105	A	704504	⑬		G	●	●	●
Patriot (PK)	07-	452500		●	EC	1500	8.70	105	A	704504	⑬		G	●	●	●
Wrangler (YJ)	88-96	175800*			RDW	2500		75	A							
Wrangler (TJ)	96-07	285800			EC	2000	9.80	80	A							
Wrangler (JK)	07-	457300			EC	3500	15.30	350	A	719584	⑬		H	●	●	●

KIA														
Besta Van	94-	234600*			EC	1550	9.70	70	A					
Carens (FC)	00-06	403700			EC	1250	7.60	75	C	720291	(7)	02-06	E	
										720294	(13)	02-06	H	●
Carens (FC)	00-06	403800			EC	1250	7.60	75	C	720291	(7)	02-06	E	●
										720294	(13)	02-06	H	●
Carens (FG) (excl. models with LPG (Gas) installation)	06-	483700			EC	1500	8.90	75	B	720391	(7)		F	●
										720392*	(13)		G	●
										720394	(13)		G	● ●
Carens (FG) (excl. models with LPG (Gas) installation)	06-	483800			EC	1500	8.90	75	B	720391	(7)		F	●
										720392*	(13)		G	●
										720394	(13)		G	● ●
Carnival (UP)	99-06	343500			EC	2000	11.50	80	B	720021	(7)	99-01	G	●
										720022	(13)	99-01	G	●
										720261	(7)	02-03	E	●
										720262*	(13)	02-03	E	●
										720021	(7)	04-06	G	●
										720022	(13)	04-06	G	●
Carnival (UP)	99-06	348900			EC	2000	11.50	80	B	720021	(7)	99-01	G	●
										720022	(13)	99-01	G	●
										720261	(7)	02-03	E	●
										720262*	(13)	02-03	E	●
										720021	(7)	04-06	G	●
										720022	(13)	04-06	G	●
Carnival (Sedona) (MB)	06-	479900			EC	2000	11.90	85	A	720433	(7)		G	● ●
										720434	(13)		G	● ●
Carnival (Sedona) (MB)	06-	480000			EC	2000	11.90	85	A	720433	(7)		G	● ●
										720434	(13)		G	● ●
Cee'd Hatchback (ED) 5 doors	07-	462200			EC	1500	8.60	75	B	720423 ¹¹	(7)	07-09	G	● ●
										720424 ¹¹	(13)	07-09	G	● ●
Cee'd Hatchback (ED) 5 doors	07-09	462300*			EC	1500	9.20	75	B	720423 ¹¹	(7)		G	● ●
										720424 ¹¹	(13)		G	● ●
Cee'd Hatchback (ED) 5 doors	07-	519100			EC	1500	8.50	75	B	720423 ¹¹	(7)	07-09	G	● ●
										720424 ¹¹	(13)	07-09	G	● ●
Cee'd Sporty Wagon (Estate)	07-09	477200			EC	1800	9.10	75	A	720453 ¹¹	(7)		G	● ●
										720454 ¹¹	(13)		F	● ●
Cee'd Sporty Wagon (Estate)	07-09	498600			EC	1800	9.10	75	A	720453 ¹¹	(7)		G	● ●
										720454 ¹¹	(13)		F	● ●
Cerato Hatchback (FE)	04-07	430000			EC	1450	8.00	58	B	720311	(7)		F	●
										720312*	(13)		G	●
Cerato Hatchback (FE)	04-07	430100*			EC	1450	8.00	58	B	720311	(7)		F	●
										720312*	(13)		G	●
Cerato Saloon (FE)	04-07	430000			EC	1450	8.00	58	B	720311	(7)		F	●
										720312*	(13)		G	●
Cerato Saloon (FE)	04-07	430100*			EC	1450	8.00	58	B	720311	(7)		F	●
										720312*	(13)		G	●
Cerato Saloon (FE)	07-	481200			EC	1450	8.00	58	B					
Cerato Saloon (FE)	07-	481300*			EC	1450	8.00	58	B					
Clarus Estate	98-01	294800*			EC	1650	8.60	75	B					
Frontiers Pick-up (SD)	98-04	311200*			EC	1400	9.70	75	A					
Frontiers Pick-up (SE)	04-	441500			EC	1400	9.60	56	A					
Joice	00-03	320100			EC	1500	8.60	75	A	720063	(7)		F	●
K2500 Pick-up (SD)	98-04	311200*			EC	1400	9.70	75	A					
K2500 Pick-up (SE)	04-	441500			EC	1400	9.60	56	A					
K2700 Pick-up (SD)	98-04	311200*			EC	1400	9.70	75	A					
K2700 Pick-up (SE)	04-	441500			EC	1400	9.60	56	A					
Magentis (GD)	01-06	358800			EC	1700	10.00	75	B	720242	(13)	01-05	E	●
										720342	(13)	05-06	E	●

* As available

11 excl. vehicles with Sport Pack

LANCIA

												CAN			
KIA															
Magentis (GD)	01-06	358900*		●	EC	1700	10.00	75	B	720242	(13)	01-05	E		●
										720342	(13)	05-06	E		●
Magentis (GE)	06-09	450900*		●	EC	1700	9.10	80	C	720384	(13)		G		● ●
Magentis (GE)	06-	520100			EC	0		0		720384	(13)		G		● ●
Magentis (GE)	06-	520200			EC	1700	9.20	80		720384	(13)		G		● ●
Picanto (BA)	04-	427200		●	EC	700	5.00	28	B	720321	(7)		F		● ●
Picanto (BA)	04-	427300		●	EC	700	5.00	28	B	720321	(7)		F		● ●
Pro_Cee'd Hatchback (ED) 3 doors	08-09	498600		○	EC	1800	9.10	75	A	720423 ¹¹	(7)		G	●	● ●
										720424 ¹¹	(13)		G	●	● ●
Retona	99-	342200*		○	EC	1500	8.80	70	A						
Rio Hatchback (DC)	00-05	409300		○	EC	1100	6.40	45	A	720231	(7)		F		●
Rio Hatchback (DE)	05-09	459400		●	EC	1100	6.40	50	B	720361	(7)		F		●
										720364	(13)		F		●
Rio Saloon (DC)	03-05	409300		○	EC	1100	6.40	45	A	720231	(7)		F		●
Rio Saloon (DE)	05-09	459500		○	EC	1100	6.40	50	B	720372	(13)		F		●
Rio Saloon (DE)	05-09	459400		●	EC	1100	6.40	50	B	720372	(13)		F		●
Sephia/Mentor Hatchback (FA)	96-98	222200*		○	EC	1350	7.20	70	B						
Sephia II Saloon (FB)	98-01	355300		○	EC	1350	7.30	70	B	720151*	(7)		F		●
Shuma Hatchback (FB)	98-04	355300		○	EC	1350	7.30	70	B	720151*	(7)		F		●
Sorento (BL)	02-06	411500		●	EC	2940	14.10	120	B	720281	(7)		E		●
										720284	(13)		G		●
Sorento (BL)	02-06	411600		●	EC	2940	14.10	120	B	720281	(7)		E		●
										720284	(13)		G		●
Sorento (JC)	06-09	477500		●	EC	3500	14.90	140	B	720411	(7)		F		● ●
										720414	(13)		H		● ●
Sorento (JC)	06-09	477600		●	EC	3500	14.90	140	B	720411	(7)		F		● ●
										720414	(13)		H		● ●
Soul	08-	507000		●	EC	1300	7.50	52	A	720481	(7)		F		●
										720484	(13)		G		● ●
Sportage 3 + 5 doors	94-03	250100			EC	2000	9.90	70	B						
Sportage (JE) 5 doors	04-	444100		○	EC	2000	10.30	80	B	720331	(7)		E		●
										720494	(13)		H		●
										720474*	(13)	08-09	F	●	● ● ●
Sportage (JE) 5 doors	04-	444200*		○	EC	2000	10.30	80	B	720331	(7)		E		●
										720494	(13)		H		●
										720474*	(13)	08-09	F	●	● ● ●
Sportage (JE) 5 doors	04-	464200		○	EC	2000	10.30	80	B	720331	(7)		E		●
										720494	(13)		H		●
										720474*	(13)	08-09	F	●	● ● ●
LANCIA															
Dedra Estate	94-99	176700*		●	RDW	1400		90	C						
Dedra Saloon	89-99	176700*		●	RDW	1400		90	C						
Delta	08-	510200		○	EC	1300	7.70	90	B	722631	(7)		G	●	● ● ● ●
										722634	(13)		G	●	● ● ● ● ●
Delta	08-	484200		●	EC	1300	7.70	60	A	722631	(7)		G	●	● ● ● ● ●
										722634	(13)		G	●	● ● ● ● ● ●
Lybra Estate	00-05	330600			EC	1400	8.33	75	B	722531	(7)		G	●	● ● ● ● ●
Lybra Estate	00-05	410100*			EC	1400	8.33	75	B	722531	(7)		G	●	● ● ● ● ●
Lybra Saloon	99-05	330600			EC	1400	8.33	75	B	722531	(7)		G	●	● ● ● ● ●
Lybra Saloon	99-05	410100*			EC	1400	8.33	75	B	722531	(7)		G	●	● ● ● ● ●
Musa	04-07	434200*		●	EC	1100	7.00	60	B	722613	(7)		F	●	● ● ● ● ●
										722614	(13)		F	●	● ● ● ● ● ●
Musa	04-07	434300*		●	EC	1100	7.00	60	B	722613	(7)		F	●	● ● ● ● ●
										722614	(13)		F	●	● ● ● ● ● ●
Musa	08-	509500		○	EC	1200	6.80	80	C	722623	(7)		G	●	● ● ● ● ● ● ●
										722624	(13)		G	●	● ● ● ● ● ● ● ●

* As available

11 excl. vehicles with Sport Pack

LANCIA																				
Musa	08-	509600		●	EC	1200	6.80	80	C	722623	⑦		G	●		●	●			
										722624	⑬		G	●		●	●			●
Phedra	02-	365600		●	EC	1900	11.30	76	B	705351	⑦	02-05	G			●	●			
										705352	⑬	02-05	G			●	●			●
										705603	⑦	06-	H	●	●	●	●			
										705604	⑬	06-	H	●	●	●	●			●
Phedra	02-	365700		●	EC	1900	11.30	76	B	705351	⑦	02-05	G			●	●			
										705352	⑬	02-05	G			●	●			●
										705603	⑦	06-	H	●	●	●	●			
										705604	⑬	06-	H	●	●	●	●			●
Thesis	02-	362200*		●	EC	1500	9.50	70	D											
Ypsilon (Y11)	95-03	232400		●	EC	1300	6.80	70	A											
Ypsilon	03-	390400*		●	EC	900	6.80	60	B											
Zeta	94-01	316600		●	EC	1900	10.20	80	A	705041	⑦		H			●				
										705042*	⑬		H			●				●
LANDROVER																				
Defender 90/110	99-	316400			EC	3500	17.41	250	A											
Discovery (LJ)	90-98	182700			EC	3500	15.40	150	A											
Discovery TD5	99-04	332700			EC	3500	15.50	150	A	744154	⑬		F			●	●			●
Discovery 3 (Only detachble ball, housing is integrated in the bumper) TOWKIT	06-	377140			EC	3500	16.50	150	A	744184	⑬		G	●		●	●			
Freelander	98-07	382200		●	EC	2000	10.00	140	A	744131	⑦	98-04	F			●				●
										744132	⑬	98-04	G			●				●
										744171	⑦	04-07	E			●				
										744172*	⑬	04-07	F			●				●
Freelander	98-07	382300		●	EC	2000	10.00	140	A	744131	⑦	98-04	F			●				●
										744132	⑬	98-04	G			●				●
										744171	⑦	04-07	E			●				
										744172*	⑬	04-07	F			●				●
Freelander 2	07-	435700		●	EC	2000	11.00	150	A	744193	⑦		G	●		●				●
										744194	⑬		G	●		●				●
Freelander 2	07-	424800		●	EC	2000	11.00	150	A	744193	⑦		G	●		●				●
										744194	⑬		G	●		●				●
Range Rover Classic (excl. TDI)	71-96	182700			EC	3500	15.40	150	A											
Range Rover Classic TDI	92-95	182700			EC	3500	15.40	150	A											
Range Rover (LP) P38A	94-02	225700			EC	3500	15.20	150	A											
Range Rover	02-05	402800			EC	3500	16.40	150	B	744164	⑬		F			●				●
Range Rover Sport (Only detachble ball, housing is integrated in the bumper) TOWKIT	05-	377140			EC	3500	16.50	150	A	744184	⑬		G	●		●	●			
LANDWIND																				
JMC Landwind	05-	437300*			EC	2500	12.30	120	A											
LDV																				
Maxus Pick-up	07-	478100			EC	2300	13.70	125	B											
Maxus Van	07-	478100			EC	2300	13.70	125	B											
LEXUS																				
IS200	99-05	297300		●	EC	1400	8.60	75	A											
IS300	99-05	297300		●	EC	1400	8.60	75	A											
LX570	08-	424500		●	EC	3500	17.40	140	B											
LX570	08-	424600		●	EC	3500	17.40	140	B											
LX570	08-	424700		●	EC	3500	17.40	140	B											
RX300	00-02	340300		●	EC	2200	11.00	90	A											
RX300	03-06	365300		●	EC	2425	11.80	90	C	753904	⑬		G	●		●				●
RX300 (sparewheel can not be replaced)	03-06	415200*		●	EC	2425	11.80	90	C	753904	⑬		G	●		●				●
RX350	06-	365300		●	EC	2425	11.80	90	C											

* As available

MAZDA																	
6 Saloon 2 + 4WD (GG) (excl. MPS)	02-05	379100		●	EC	1800	9.40	75	D	724511 724514	(7) (13)		G G	● ●	● ●		
6 Saloon (GH)	08-	499600		○	EC	1800	9.50	75	B	724511 724514	(7) (13)		G G	● ●	● ●		
6 Saloon (GH) (excl. models with "smart keyless entry system")	08-	499700		●	EC	1800	9.50	75	B	724511 724514	(7) (13)		G G	● ●	● ●		
626 Coupé (GD)	87-92	164100*			RDW	1300		75	A								
626 Estate (GV)	88-98	169100*			RDW	1300		75	A	761639	(7)		H	●			
626 Estate (GW)	98-02	278800			EC	1800	9.30	75	C	724161	(7)	98-99	G		●		
										724164	(13)	98-99	G		●		
										724171	(7)	00-02	F		●		
										724172*	(13)	00-02	G		●		
										724174	(13)	00-02	G		●		
626 Estate (GW)	98-02	279100			EC	1800	9.30	75	C	724161 724164 724171 724172* 724174	(7) (13) (7) (13) (13)	98-99 98-99 00-02 00-02 00-02	G G F G G		● ● ● ● ●		●
626 Hatchback (5 doors) (GD)	87-92	164100*			RDW	1300		75	A								
626 Hatchback (5 doors) (GE)	92-97	201000			RDW	1770		75	C	724151 724152*	(7) (13)	94-97 94-97	G G		● ●		●
626 Hatchback (5 doors) (GF)	97-02	261000		○	EC	1800	9.30	75	B	724161	(7)	97-99	G		●		
										724164	(13)	97-99	G		●		
										724171	(7)	00-02	F		●		
										724172*	(13)	00-02	G		●		
										724174	(13)	00-02	G		●		
626 Saloon (GD)	87-92	164100*			RDW	1300		75	A								
626 Saloon (GE)	92-97	201000			RDW	1770		75	C	724151 724152*	(7) (13)	94-97 94-97	G G		● ●		●
626 Saloon (GF)	97-02	261000		○	EC	1800	9.30	75	B	724161	(7)	97-99	G		●		
										724164	(13)	97-99	G		●		
										724171	(7)	00-02	F		●		
										724172*	(13)	00-02	G		●		
										724174	(13)	00-02	G		●		
B2500 4WD (excl. models with rear step bumper)	99-06	373600			EC	2800	14.10	125	A	724181*	(7)		E		●		
B2500 4WD (excl. models with rear step bumper)	99-06	482600			EC	3000	15.00	125	A	724181*	(7)		E		●		
BT-50 4WD (excl. models with rear step bumper)	07-	482600			EC	3000	15.00	125	A								
Demio (J13N)	00-02	344600			EC	1250	6.70	50	A	724461	(7)		F		●		
E2000 Van 2WD	99-	357300*			EC	2500	13.30	75	C	724211*	(7)		E		●		
E2200 Van 2WD	99-	357300*			EC	2500	13.30	75	C	724211*	(7)		E		●		
MPV	96-99	252800*		○	EC	2350	11.70	100	#								
MPV	99-05	284600			EC	2000	10.80	85	A	724461	(7)		F		●		
MPV (6 seats)	03-05	409800		○	EC	2000	10.80	85	B	724461	(7)		F		●		
Premacy	99-05	392500		○	EC	1600	8.40	75	B	724461	(7)		F		●		
Tribute	01-03	386200		●	EC	2000	10.00	80	A	724454	(13)		H		●		●
Tribute	01-03	386300		●	EC	2000	10.00	80	A	724454	(13)		H		●		●
Tribute	04-	411700		○	EC	2000	10.00	75	A	724454	(13)		H		●		●
Tribute	04-	411800*		○	EC	2000	10.00	75	A	724454	(13)		H		●		●
Xedos 6 (CA)	92-99	205000*		●	RDW	1700		75	D								
MERCEDES																	
190 Series Saloon (W201) (excl. 16V)	83-93	138300		●	RDW	1500		75	B	727231	(7)		E		●		
200 Series Convertible (C124)	85-95	219400			RDW	1900		75	D	727103	(7)		H	●	●		
										727102*	(13)		H	●	●		●
200 Series Coupé (C123)	76-85	115300			RDW	2000		75	B								
200 Series Coupé (C124) (excl. Sportline)	85-95	219400			RDW	1900		75	D	727103 727102*	(7) (13)		H H	● ●	● ●		●

* As available

MERCEDES

MERCEDES																		
200 Series Estate (S124) (including E-Series from 1993) (excl. Sportline)	86-95	188200			RDW	1900		75	B	727111	(7)			H	●		●	
200 Series Saloon (W123)	76-85	115300			RDW	2000		75	B									
200 Series Saloon (W124) (excl. 500E)	85-95	219400			RDW	1900		75	D	727103 727102*	(7) (13)			H H	● ●		● ●	
260SE Saloon (W126) (excl. SEC)	85-91	158600		○	RDW	1900		75	D									
280S(E)(L) Saloon (W126) (excl. SEC)	81-85	158600		○	RDW	1900		75	D									
300 Series Convertible (C124)	85-95	219400			RDW	1900		75	D	727103 727102*	(7) (13)			H H	● ●		● ●	
300 Series Coupé (C123)	76-85	115300			RDW	2000		75	B									
300 Series Coupé (C124) (excl. Sportline)	85-95	219400			RDW	1900		75	D	727103 727102*	(7) (13)			H H	● ●		● ●	
300 Series Estate (S124) (including E-Series from 1993) (excl. Sportline)	86-95	188200			RDW	1900		75	B	727111	(7)			H	●		●	
300 Series Saloon (W123)	76-85	115300			RDW	2000		75	B									
300 Series Saloon (W124) (excl. 500E)	85-95	219400			RDW	1900		75	D	727103 727102*	(7) (13)			H H	● ●		● ●	
300SE Saloon (W126) (excl. SEC)	85-91	158600		○	RDW	1900		75	D									
380SE(L) Saloon (W126) (excl. SEC)	81-85	158600		○	RDW	1900		75	D									
420SE(L) Saloon (W126) (excl. SEC)	85-91	158600		○	RDW	1900		75	D									
500S(E)(L) Saloon (W126) (excl. SEC)	81-91	158600		○	RDW	1900		75	D									
560SE(L) Saloon (W126) (excl. SEC)	85-91	158600		○	RDW	1900		75	D									
A Series (W168)	97-04	332500		○	EC	1000	6.20	50	A	727003 727004	(7) (13)			H H		● ●	● ●	
A Series (W168)	97-04	332600		○	EC	1000	6.20	50	A	727003 727004	(7) (13)			H H		● ●	● ●	
A Series (W169)	04-	443000		○	EC	1500	8.50	80	A	727433 727434	(7) (13)			H H	● ●		● ●	○ ○
A Series (W169)	04-	443100		●	EC	1500	8.50	80	A	727433 727434	(7) (13)			H H	● ●		● ●	○ ○
B Series (W245)	05-	443000		○	EC	1500	8.50	80	A	727433 727434	(7) (13)			H H	● ●		● ●	○ ○
B Series (W245)	05-	443100		●	EC	1500	8.50	80	A	727433 727434	(7) (13)			H H	● ●		● ●	○ ○
C Series Estate (S202) (excl. AMG)	96-00	288300		●	EC	1650	9.10	75	B	727313 727314 727151	(7) (13) (7)			G H H	● ● ●		● ● ●	
C Series Estate (S202) (excl. AMG)	96-00	288400		●	EC	1650	9.10	75	B	727313 727314 727151	(7) (13) (7)			G H H	● ● ●		● ● ●	
C Series Estate (W203) (excl. AMG) TOWKIT	01-07	432740			EC	1500	8.50	75	C	727414	(13)			G	●	●	●	○
C Series Estate (W203) (excl. AMG)	01-07	352600			EC	1500	8.50	75	C	727414	(13)			G	●	●	●	○
C Series Estate (W203) (excl. AMG)	01-07	432700			EC	1500	8.50	75	C	727414	(13)			G	●	●	●	○
C Series Estate (S204) (excl. AMG) (excl. models with level regulator)	07-	493400		●	EC	1800	10.20	100	B	727513 727514	(7) (13)			H H	● ●	● ●	● ●	
C Series Estate (S204) (excl. AMG) (excl. models with level regulator)	07-	493500		●	EC	1800	10.20	100	B	727513 727514	(7) (13)			H H	● ●	● ●	● ●	
C Series Estate (S204) (excl. AMG) (excl. models with level regulator)	07-	472000		○	EC	1800	10.20	100	B	727513 727514	(7) (13)			H H	● ●	● ●	● ●	
C Series Saloon (W202) (from chassissnr. A032470/F020798) (excl. AMG)	93-00	288300		●	EC	1650	9.10	75	B	727303 727304* 727151	(7) (13) (7)			G H H	● ● ●		● ● ●	
C Series Saloon (W202) (from chassissnr. A032470/F020798) (excl. AMG)	93-00	288400		●	EC	1650	9.10	75	B	727303 727304* 727151	(7) (13) (7)			G H H	● ● ●		● ● ●	
Supplementary kit for C Series Saloon (W202) until chassis no. A032470/F020798	93-94	9070223																

* As available

MERCEDES																		
C Series Saloon (W203) (excl. CLK/Sport-Coupé/AMG) TOWKIT	00-07	432740			EC	1500	8.50	75	C	727414	Ⓙ		G	●	●	●	○	○
C Series Saloon (W203) (excl. CLK/Sport-Coupé/AMG)	00-07	352600			EC	1500	8.50	75	C	727414	Ⓙ		G	●	●	●	○	○
C Series Saloon (W203) (excl. CLK/Sport-Coupé/AMG)	00-07	432700			EC	1500	8.50	75	C	727414	Ⓙ		G	●	●	●	○	○
C Series Saloon (W204) (excl. AMG) (excl. models with level regulator)	07-	493400		●	EC	1800	10.20	100	B	727513	Ⓙ		H	●	●	●	●	
C Series Saloon (W204) (excl. AMG) (excl. models with level regulator)	07-	493500		●	EC	1800	10.20	100	B	727513	Ⓙ		H	●	●	●	●	
C Series Saloon (W204) (excl. AMG) (excl. models with level regulator)	07-	472000		○	EC	1800	10.20	100	B	727513	Ⓙ		H	●	●	●	●	
CLK Convertible (C208) (excl. CLK430/AMG)	97-04	288400		●	EC	1650	9.10	75	B	727173	Ⓙ		G	●		●	●	
CLK Coupé (C208) (excl. CLK430/AMG)	97-04	288400		●	EC	1650	9.10	75	B	727173	Ⓙ		G	●		●	●	
E Series Estate (S210) (excl. 300TD with air conditioning) (excl. AMG)	96-02	244200			EC	2200	11.50	90	B	727173	Ⓙ		G	●		●	●	
E Series Estate (S210) (excl. 300TD with air conditioning) (excl. AMG)	96-02	469300			EC	2200	11.50	90	B	727173	Ⓙ		G	●		●	●	
E Series Estate (S211) (excl. AMG)	03-09	439400			EC	2100	11.50	88	B	727423	Ⓙ		F	●	●	●	○	○
E Series Estate (S211) (excl. AMG)	03-09	471600			EC	2100	11.50	88	B	727423	Ⓙ		F	●	●	●	○	○
E Series Saloon (W210) (excl. models with air conditioning with permanent heating) (excl. AMG)	95-02	229400			EC	2200	10.80	75	A	727173	Ⓙ		G	●		●	●	
E Series Saloon (W210) (excl. models with air conditioning with permanent heating) (excl. AMG)	95-02	439300			EC	2200	10.80	75	A	727173	Ⓙ		G	●		●	●	
E Series Saloon (W211) (excl. AMG)	02-09	389400			EC	2200	11.50	88	B	727423	Ⓙ		F	●	●	●	○	○
E Series Saloon (W211) (excl. AMG)	02-09	389300			EC	2200	11.50	88	B	727423	Ⓙ		F	●	●	●	○	○
E Series Saloon (W211) (excl. AMG)	02-09	471100			EC	2200	11.50	88	B	727423	Ⓙ		F	●	●	●	○	○
E Series Saloon (W212) (excl. AMG)	09-	517800			EC	2200	11.39	80	B									
E Series Saloon (W212) (excl. AMG)	09-	517900			EC	2200	11.39	80	B									
E Series Saloon (W212) (excl. AMG)	09-	518000		○	EC	2200	11.39	80	B									
G Series	90-	195100			RDW	3500		120	A									
GLK Series (X204)	08-	516800		●	EC	2100	11.20	130	C	727524	Ⓙ		G	●	●	●	○	●
M Serie (W163) (without sparewheel on backdoor)	98-05	349900		○	EC	3500	16.00	150	A	727363	Ⓙ		G			●		●
M Series (W164)	05-	449900		○	EC	3500	15.40	140	#	727443 ¹³	Ⓙ		G	●		●	●	●
										727444 ¹³	Ⓙ		G	●		●	●	●
										727503	Ⓙ		G	●	●	●	●	●
										727504	Ⓙ		G	●	●	●	●	●
M Series (W164)	05-	443300		○	EC	3500	15.40	140	#	727443 ¹³	Ⓙ		G	●		●	●	●
										727444 ¹³	Ⓙ		G	●		●	●	●
										727503	Ⓙ		G	●	●	●	●	●
										727504	Ⓙ		G	●	●	●	●	●
MB80 Series Van	93-	170500*			RDW	1800		75	A									
MB100 Series Pick-up	88-	170500*			RDW	1800		75	A									
MB100 Series Van	88-	170500*			RDW	1800		75	A									
R Series (W251) (incl. 4Matic)	06-	461700		●	EC	2100	12.50	85	C	727483 ¹³	Ⓙ		G	●	●	●	○	○
S Series (W220) (excl. AMG)	99-02	468900			EC	2100	12.30	85	D									
Sprinter Pick-up (901/902/903) (Wb. 3,55m + 4,02m) (single wheels)	95-06	293300 ¹⁴			EC	2800	15.30	120	A	727051	Ⓙ	95-00	H	●		●		
										727061	Ⓙ	00-06	G			●		
Sprinter Pick-up (901/902/903) (Wb. 3,0m + 3,55m + 4,02m) (double wheels)	95-06	293400 ¹⁴			EC	2800	15.30	120	A	727051	Ⓙ	95-00	H	●		●		
										727061	Ⓙ	00-06	G			●		

* As available

¹³ Only for cars with towbar connection on SAM module
¹⁴ Except cars with footboard, across the whole width of the car

MERCEDES

MERCEDES																				
Sprinter Van (901/902/903) (Wb. 3,0m) (without footboard)	95-06	293100				EC	2800	15.30	120	A	727051 727061 727321	(7) (7) (7)	95-00 00-06 00-06	H G G	● ●	● ● ●				
Sprinter Van (901/902/903/904) (Wb. 3,55m + 4,02m) (with footboard)	95-06	293100 ¹⁴				EC	2800	15.30	120	A	727051 727061 727321	(7) (7) (7)	95-00 00-06 00-06	H G G	● ●	● ● ●				
Sprinter Van (901/902/903/904) (Wb. 3,55m + 4,02m) (without footboard) (single wheels)	95-06	293200				EC	2800	15.30	120	A	727051 727061 727321	(7) (7) (7)	95-00 00-06 00-06	H G G	● ●	● ● ●				
Sprinter Van (901/902/903) (Wb. 4,02m) (without footboard) (double wheels)	95-06	293200				EC	2800	15.30	120	A	727051 727061 727321	(7) (7) (7)	95-00 00-06 00-06	H G G	● ●	● ● ●				
Sprinter Chassis Cab (3T/3.5T SWB 3250mm) (for vehicles with & without footboard)	06-	511200				EC	3500	17.20	140	A	727473 727474	(7) (13)	G G	● ●	● ●	● ●	● ●	○ ○	○ ○	● ●
Sprinter Chassis Cab (3T/3.5T/4.6T) (MWB 3665mm, LWB 4350mm)	06-	511200				EC	3500	17.20	140	A	727473 727474	(7) (13)	G G	● ●	● ●	● ●	● ●	○ ○	○ ○	● ●
Sprinter Chassis Cab (5T SWB 3250mm, MWB 3665mm)	06-	511400				EC	3500	20.20	150	A	727473 727474	(7) (13)	G G	● ●	● ●	● ●	● ●	○ ○	○ ○	● ●
Sprinter Chas Double Cab (3T/3.5T SWB 3250mm) (for vehicles with & without footboard)	06-	511200				EC	3500	17.20	140	A	727473 727474	(7) (13)	G G	● ●	● ●	● ●	● ●	○ ○	○ ○	● ●
Sprinter Chas Double Cab (3T/3.5T/4.6T) (MWB 3665mm, LWB 4350mm)	06-	511200				EC	3500	17.20	140	A	727473 727474	(7) (13)	G G	● ●	● ●	● ●	● ●	○ ○	○ ○	● ●
Sprinter Chas Double Cab (5T) (SWB 3250mm, MWB 3665mm)	06-	511400				EC	3500	20.20	150	A	727473 727474	(7) (13)	G G	● ●	● ●	● ●	● ●	○ ○	○ ○	● ●
Sprinter Minibus (3T/3.5T SWB 3250mm) (for vehicles with & without footboard)	06-	511200				EC	3500	17.20	140	A	727473 727474	(7) (13)	G G	● ●	● ●	● ●	● ●	○ ○	○ ○	● ●
Sprinter Minibus (3T/3.5T/4.6T MWB 3665mm, LWB 4350mm incl. XL) (only vehicle with footboard)	06-	511300				EC	3500	17.20	140	A	727473 727474	(7) (13)	G G	● ●	● ●	● ●	● ●	○ ○	○ ○	● ●
Sprinter Minibus (3T/3.5T/4.6T MWB 3665mm, LWB 4350mm incl. XL) (only vehicle without footboard)	06-	511200				EC	3500	17.20	140	A	727473 727474	(7) (13)	G G	● ●	● ●	● ●	● ●	○ ○	○ ○	● ●
Sprinter Van (3T/3.5T SWB 3250mm) (for vehicles with & without footboard)	06-	511200				EC	3500	17.20	140	A	727473 727474	(7) (13)	G G	● ●	● ●	● ●	● ●	○ ○	○ ○	● ●
Sprinter Van (3T/3.5T/4.6T MWB 3665mm, LWB 4350mm incl. XL) (only vehicle with footboard)	06-	511300				EC	3500	17.20	140	A	727473 727474	(7) (13)	G G	● ●	● ●	● ●	● ●	○ ○	○ ○	● ●
Sprinter Van (3T/3.5T/4.6T MWB 3665mm, LWB 4350mm incl. XL) (only vehicle without footboard)	06-	511200				EC	3500	17.20	140	A	727473 727474	(7) (13)	G G	● ●	● ●	● ●	● ●	○ ○	○ ○	● ●
Vaneo	02-	375300				EC	1200	7.40	50	A	727353	(7)	H			●				
Vaneo	02-	377900*				EC	1200	7.40	50	A	727353	(7)	H			●				
Viano (W638) (excl. models with reversingsensors)	96-03	270500		●		EC	2000	11.70	75	A	727221 727071 727072*	(7) (7) (13)	H H H	● ●	● ● ●					●
Viano (W638) (excl. models with reversingsensors)	96-03	330500		○		EC	2000	11.70	75	A	727221 727071 727072*	(7) (7) (13)	H H H	● ●	● ● ●					●
Viano (W639)	03-	419000		○		EC	2500	13.30	100	A	727453 727454 727463* ⁴ 727464* ⁴	(7) (13) (7) (13)	03-04 03-04	G G G G	● ● ● ●	● ● ● ●				
Viano (W639)	03-	419200				EC	2500	13.30	100	A	727453 727454 727463* ⁴ 727464* ⁴	(7) (13) (7) (13)	03-04 03-04 03-04	G G G G	● ● ● ●	● ● ● ●				
Viano (W639)	03-	479100		○		EC	2500	13.30	100	A	727453 727454 727463* ⁴ 727464* ⁴	(7) (13) (7) (13)	03-04 03-04 03-04	G G G G	● ● ● ●	● ● ● ●				

* As available

⁴ For cars with prepared connector
¹⁴ Except cars with footboard, across the whole wide of te car

MERCEDES																
Vito (W638) (excl. models with reversingsensors)	96-03	270500		●	EC	2000	11.70	75	A	727221 727071 727072*	⑦ ⑦ ⑬		H H H	● ● ●	● ● ●	●
Vito (W638) (excl. models with reversingsensors)	96-03	330500		○	EC	2000	11.70	75	A	727221 727071 727072*	⑦ ⑦ ⑬		H H H	● ● ●	● ● ●	●
Vito (W639) (up to chassis number ending 132 224)	03-05	419000		○	EC	2500	13.30	100	A	727453 727454 727463* ⁴ 727464* ⁴	⑦ ⑬ ⑦ ⑬	03-04 03-04	G G G G	● ● ● ●	● ● ● ●	
Vito (W639)	03-	419200		○	EC	2500	13.30	100	A	727453 727454 727463* ⁴ 727464* ⁴	⑦ ⑬ ⑦ ⑬	03-04 03-04	G G G G	● ● ● ●	● ● ● ●	
Vito (W639) (up to chassis number ending 132 224)	03-05	479100		○	EC	2500	13.30	100	A	727453 727454 727463* ⁴ 727464* ⁴	⑦ ⑬ ⑦ ⑬	03-04 03-04	G G G G	● ● ● ●	● ● ● ●	
Vito (W639) (from chassis number 132 225)	05-	459000		○	EC	2500	13.30	100	A	727453 727454 727463* ⁴ 727464* ⁴	⑦ ⑬ ⑦ ⑬		G G G G	● ● ● ●	● ● ● ●	
Vito (W639) (from chassis number 132 225)	05-	479200		○	EC	2500	13.30	100	A	727453 727454 727463* ⁴ 727464* ⁴	⑦ ⑬ ⑦ ⑬		G G G G	● ● ● ●	● ● ● ●	
MG																
ZR	00-05	266500		○	EC	1200	6.80	70	B	744001	⑦		F		●	
ZS	00-04	287900*		○	EC	1200	7.00	70	C	744021*	⑦		F		●	
ZS	04-05	435200*		○	EC	1200	7.00	70	B							
ZT	99-05	258700		○	EC	1600	9.15	100	A							
ZT	99-05	258800		○	EC	1600	9.15	100	A							
ZT-T	01-05	368700		○	EC	1700	9.30	100	A							
MINI																
Mini Cooper (excl. S-Type)	02-07	382100		○	EC	850	6.50	75	A							
Mini Cooper Convertible (excl. S-Type)	02-08	382100		○	EC	850	6.50	75	A							
Mini One (excl. S-Type)	02-07	382100		○	EC	850	6.50	75	A							
MITSUBISHI																
Carisma (DA)	95-05	298200		○	EC	1475	7.92	75	B	729021	⑦		F		●	
Carisma (DA)	95-05	298300*		○	EC	1475	7.92	75	B	729021	⑦		F		●	
Colt (3 doors)	04-08	408400		○	EC	750	5.00	50	B	729401 729404	⑦ ⑬		F F		● ●	
Colt (3 doors) (incl. Ralliart)	08-	507200		○	EC	750	5.00	50	C	729451 729454	⑦ ⑬		F G		● ●	●
Colt (5 doors)	04-08	408500		○	EC	1000	6.40	50	A	729391 729394	⑦ ⑬		F F		● ●	
Colt (5 doors) (incl. Ralliart)	08-	500000		○	EC	1000	6.40	50	C	729461 729464	⑦ ⑬		F G		● ●	●
Galant Estate (EA2/5/6W)	97-01	271200		○	EC	1600	8.60	75	B							
Galant Hatchback 2 + 4WD (E5)	93-96	208200*		○	RDW	1800		75	B							
Galant Saloon (E5)	93-96	208200*		○	RDW	1800		75	B							
Galant Saloon (EA2/5/6W)	97-04	271000*		○	EC	1600	8.70	75	A							
Grandis	04-	416900		○	EC	2000	10.80	85	B	729381 729384	⑦ ⑬		F G	● ●	● ●	● ●

* As available

4 For cars with prepared connector

MITSUBISHI

MITSUBISHI																			
Grandis	04-	417000		●	EC	2000	10.80	85	B	729381	⑦		F	●	●	●			
										729384	⑬		G	●	●	●			
Lancer Estate 2WD (CBW)	92-03	206600		●	RDW	1300		75	A										
Lancer Estate 4WD (CBW)	92-03	206700		●	RDW	1500		90	A										
Lancer Estate (JT45)	03-07	416400		●	EC	1200	7.20	60	A	729371	⑦		E		●				
										729374	⑬		F		●	●			
Lancer Saloon 2 + 4WD (CB/CK)	92-03	256400*		●	EC	1300	7.20	75	A										
Lancer Saloon (JT41)	03-	416300*		●	EC	1200	7.20	60	A	729371	⑦		E		●				
										729374	⑬		F		●	●			
Lancer Saloon (JT41)	03-	416400		●	EC	1200	7.20	60	A	729371	⑦		E		●				
										729374	⑬		F		●	●			
Lancer Sportback	08-	479500			EC	1400	8.30	70	A	729471	⑦		G		●	●			
										729474	⑬		G		●	●			
Lancer Sportback	08-	499900			EC	1400	8.30	70	A	729471	⑦		G		●	●			
										729474	⑬		G		●	●			
Lancer Sport Saloon (CYO)	07-	479600		●	EC	1400	8.30	70	A	729441	⑦		H		●	●			
										729442	⑬		H		●	●			
L200 Pick-up 4WD	96-06	299400			EC	2700	13.80	110	A	729131	⑦		E		●				
L200 Pick-up 4WD	96-06	299500			EC	2700	13.80	110	A	729131	⑦		E		●				
L200 Pick-up 4WD	06-09	488300			EC	2700	14.00	115	A	729411	⑦		H		●				
L200 Pick-up 4WD	06-09	488400			EC	2700	14.00	115	A	729411	⑦		H		●				
L300 Van 2WD (Wb. 2,235m) (with inforcements at the chassis)	89-	185200*			RDW	1800		75	A	729141*	⑦		E		●				
L300 Van 2WD (Wb. 2,235m) (without inforcements at the chassis)	87-	159200*			RDW	1800		75	A	729141*	⑦		E		●				
L400 Van 2WD (Wb. 2,8m)	95-	300200*		●	EC	1800	10.40	75	A										
Outlander Sport 2 + 4WD	03-	409000		●	EC	1500	8.70	75	A	729361	⑦		E		●				
										729364	⑬		F		●				
Outlander Sport 2 + 4WD	03-	409100		●	EC	1500	8.70	75	A	729361	⑦		E		●				
										729364	⑬		F		●				
Outlander 2 + 4WD (5 + 7 seats) (with fold down bumper)	07-	433300		●	EC	2000	11.00	100	A	729431	⑦		F	●	●				
										729432	⑬		F	●	●				
Pajero/Shogun (L04) (short wheelbase)	86-91	157000*			RDW	2800		100	A										
Pajero/Shogun (V2/4)	91-00	237000			EC	3300	15.00	135	A	729161	⑦	94-00	F		●				
Pajero/Shogun (V2/4) (adjustable towball height)	91-00	227000*			RDW	3300		135	A	729161	⑦	94-00	F		●				
Pajero (V60) (short wheel base) (low ball position 47,5cm)	00-02	340900*			EC	2150	11.60	115	A	729171	⑦		E		●				
Pajero (V60) (short wheel base) (high ball position 52,5cm)	00-02	342300			EC	2800	13.30	115	A	729171	⑦		E		●				
Pajero (V60) (short wheel base) (high ball position 52,5cm)	00-02	342500*			EC	2800	13.30	115	A	729171	⑦		E		●				
Pajero (V60) (short wheel base) (low ball position 47,5cm)	00-02	342400*			EC	2150	11.60	115	A	729171	⑦		E		●				
Pajero (V60) (short wheel base) (low ball position 47,5cm)	00-02	469600*		●	EC	2150	11.60	115	A	729171	⑦		E		●				
Pajero (V70) (long wheel base) (high ball position 52,5cm)	00-02	337100*			EC	3300	15.20	135	B	729171	⑦		E		●				
Pajero (V70) (long wheel base) (low ball position 47,5cm)	00-02	337200*			EC	2625	13.60	135	B	729171	⑦		E		●				
Pajero (long wheel base)	02-06	468100		●	EC	3300	15.20	135	B	729171	⑦		E		●				
Pajero (long wheel base)	07-	470300		●	EC	3300	16.30	140	B	729421	⑦		G		●				
										729424	⑬		G		●				
Pajero (long wheel base)	07-	470500		●	EC	3300	16.30	140	B	729421	⑦		G		●				
										729424	⑬		G		●				
Pajero (long wheel base)	07-	470400		●	EC	3300	16.30	140	B	729421	⑦		G		●				
										729424	⑬		G		●				
Pajero (short wheel base)	02-06	351000		●	EC	2800	13.30	115	A	729171	⑦		E		●				
Pajero (short wheel base)	02-06	351200*		●	EC	2800	13.30	115	A	729171	⑦		E		●				

* As available

MITSUBISHI																			
Pajero (short wheel base)	02-06	468200		●	EC	2800	13.30	115	A	729171	⑦		E		●				
Pajero (short wheel base)	07-	470300		●	EC	3300	16.30	140	B	729421 729424	⑦ ⑬		G G		● ●				
Pajero (short wheel base)	07-	470500		●	EC	3300	16.30	140	B	729421 729424	⑦ ⑬		G G		● ●				
Pajero (short wheel base)	07-	470400		●	EC	3300	16.30	140	B	729421 729424	⑦ ⑬		G G		● ●				
Pajero Pinin (short + long wheel base)	00-05	300400		●	EC	1400	9.20	75	A	729191	⑦		E		●				
Pajero Sport	98-	298400		●	EC	2800	13.60	115	A	729181	⑦		F		●				
Pajero Sport (only draw beam) (also ordering ball 9078032 or 9077596)	98-	298500			EC	2800	13.60	115	A	729181	⑦		F		●				
Sigma Estate	93-96	207800*		●	RDW	1800		75	B										
Space Gear 2WD (Wb. 2,8m)	95-98	300200*		●	EC	1800	10.40	75	A	729221*	⑦		F		●				
Space Runner 2 + 4WD (N1)	91-98	195300		●	EC	1800	9.00	90	B										
Space Star	98-06	283200		●	EC	1400	7.70	75	A	729261	⑦		F		●				
Space Wagon 2 + 4WD (N80/N90)	99-03	295300		●	EC	1600	10.00	80	A	729241	⑦		F		●				
Space Wagon 2 + 4WD (N80/N90)	99-03	295400*		●	EC	1600	10.00	80	A	729241	⑦		F		●				
NISSAN																			
100 NX (B13)	91-96	189700*1		●	RDW	1300		75	B	732291*	⑦		F		●				
Almera Hatchback (N15)	95-00	246400		●	EC	1560	7.90	75	A	732011	⑦		F		●				
Almera Hatchback (N16)	00-06	266700		●	EC	1500	8.10	75	A	732033 732034*	⑦ ⑬		F G		● ●				
Almera Hatchback (N16)	00-06	326700*		●	EC	1500	8.10	75	A	732033 732034*	⑦ ⑬		F G		● ●				
Almera Saloon (N15)	95-00	246600		●	EC	1560	7.90	75	A	732021	⑦		F		●				
Almera Saloon (N16)	00-06	286600		●	EC	1500	8.00	75	A	732331	⑦		F		●				
Almera Saloon (N16)	00-06	326600*		●	EC	1500	8.00	75	A	732331	⑦		F		●				
Almera Tino (V10)	00-06	277000		●	EC	1500	8.80	75	A	732363 732364	⑦ ⑬		E F		● ●				●
Almera Tino (V10)	00-06	327000*		●	EC	1500	8.80	75	A	732363 732364	⑦ ⑬		E F		● ●				●
Double Cab 2WD (D22)	98-05	387300*			EC	2000	12.00	80	A										
Double Cab 4WD (MD22)	98-05	283400			EC	2300	13.00	100	A										
Double Cab 4WD (D22)	00-05	387400			EC	3000	14.80	120	D										
Interstar Van	02-	281800			EC	2300	14.30	100	A	742101 742421	⑦ ⑦	02-03 04-	E G		● ●				
King Cab 2WD (D22)	98-05	387100*			EC	2000	12.00	80	A										
King Cab 4WD (D22)	00-05	387200			EC	3000	14.80	120	D										
Kubistar 2WD	03-	438600			EC	1350	7.80	75	A	742061	⑦		E		●				
Kubistar 2WD	03-	408600			EC	1350	7.80	75	A	742061	⑦		E		●				
Micra K10	83-92	171200*		●		750		50	A										
Micra K11	92-03	275000			EC	1150	6.20	50	B	732121	⑦	98-03	E		●				
Micra K12	03-	422300			EC	950	5.60	50	A	732523 732524	⑦ ⑬		E G		● ●				●
Micra K12	03-	422400		●	EC	950	5.60	50	A	732523 732524	⑦ ⑬		E G		● ●				●
Micra C+C K12F	05-	422300			EC	950	5.60	50	A										
Micra C+C K12F	05-	422400		●	EC	950	5.60	50	A										
Murano (Z50)	05-08	472200		●	EC	1500	9.10	100	A	732553	⑦		G	●	●	●			
Murano (Z50)	05-08	412000		●	EC	1500	9.10	100	A	732553	⑦		G	●	●	●			
Murano (Z51)	08-	467000		●	EC	2000	10.80	100	B	732611 732614	⑦ ⑬		G H		● ●				
Navara (D40) (with stepbumper)	05-	436500			EC	3000	14.50	120	A	732563 732564*	⑦ ⑬		E F		● ●				●
Navara (D40) (with stepbumper)	05-	436600			EC	3000	14.50	120	A	732563 732564*	⑦ ⑬		E F		● ●				●

* As available































































































1 Ball in front of licence plate

NISSAN														
Sunny Estate 2WD (Y10)	91-01	191800*			RDW	1600		75	A					
Sunny Hatchback (N13)	86-90	158300*			RDW	1000		50	A					
Sunny Hatchback (N14) (3 doors)	91-95	189400*			RDW	1560		75	A	732291*	(7)	F		
Sunny Hatchback (N14) (5 doors)	91-95	171500*			RDW	1560		75	A	732291*	(7)	F		
Sunny Saloon 2WD (N13)	86-90	158400*			RDW	1200		50	A					
Sunny Saloon 2WD (N14)	91-95	171600*			RDW	1350		75	A	732291*	(7)	F		
Terrano	87-93	212000*			RDW	2500		100	A					
Terrano II	93-02	310000			EC	3000	13.60	120	A	732321	(7)	F		
Terrano II	93-02	340000			EC	3000	13.60	120	A	732321	(7)	F		
Tiida Hatchback	07-	462700			EC	1300	7.50	75	B					
Tiida Saloon	07-	462700			EC	1300	7.50	75	B					
Vanette Van (C23M/C) (Cargo)	95-	252000*			EC	1650	9.80	80	A	732351*	(7)	E		
Vanette E Van (C23) RAR	92-	339100			EC	1650	9.60	80	A					
X-Trail (T30)	02-07	359200			EC	2300	10.50	100	B	732481	(7)	E		
										732482	(13)	G		
X-Trail (T30)	02-07	359300			EC	2300	10.50	100	B	732481	(7)	E		
										732482	(13)	G		
X-Trail (T31)	07-	493700			EC	2200	10.60	100	B	732601	(7)	G		
										732604	(13)	G		
X-Trail (T31)	07-	493800			EC	2200	10.60	100	B	732601	(7)	G		
										732604	(13)	G		
OPEL														
Agila	00-02	343300			EC	650	5.65	30	B	751191	(7)	E		
Agila	00-08	372800			EC	800	5.65	35	B	751191	(7)	E		
Agila	02-08	372700			EC	800	5.65	35	B	751191	(7)	E		
Agila (only for 1.2 Liter petrol version)	08-	498900			EC	200	4.20	50	#	751311	(7)	F		
										751314	(13)	F		
Agila (only for 1.2 Liter petrol version)	08-	499000			EC	200	4.20	50	#	751311	(7)	F		
										751314	(13)	F		
Agila Draw beam for Euroclick	08-	514900						52	#					
Agila KIT EUROCLICK	08-	514945						52	#	766001	(7)	H		
Agila KIT EUROCLICK	08-	514946						52	#	763004	(13)	H		
Antara (excl. models with Flex-Fix system)	06-	463800			EC	2000	11.00	80	B	707213	(7)	G		
										707214	(13)	G		
										735783 ⁴	(7)	F		
										735784 ⁴	(13)	F		
Antara (excl. models with Flex-Fix system)	06-	463900			EC	2000	11.00	80	B	707213	(7)	G		
										707214	(13)	G		
										735783 ⁴	(7)	F		
										735784 ⁴	(13)	F		
Arena	97-01	334400			EC	2000	11.80	80	A					
Astra Caravan (Estate)	91-98	199100			EC	1500	8.10	75	A	735071	(7)	F		
Astra Caravan (Estate)	91-98	455100*			EC	1500	8.10	75	A	735071	(7)	F		
Astra Caravan (Estate)	98-04	300000			EC	1500	8.50	75	A	735103 ¹⁵	(7)	G		
										735083 ¹⁶	(7)	F		
										735084* ¹⁶	(13)	G		
										735111 ¹⁷	(7)	F		
										735112 ¹⁷	(13)	F		
Astra Caravan (Estate)	98-04	300100			EC	1500	8.50	75	A	735103 ¹⁵	(7)	G		
										735083 ¹⁶	(7)	F		
										735084* ¹⁶	(13)	G		
										735111 ¹⁷	(7)	F		
										735112 ¹⁷	(13)	F		
Astra Caravan (Estate)	04-	440000			EC	1650	9.50	75	A	735713	(7)	F		
										735714	(13)	G		
										735723 ¹⁸	(7)	G		
										735724 ¹⁸	(13)	G		

* As available

4 For cars with prepared connector
 15 If check-control also order extension kit for Opel: 761559
 16 Opel with prepared connector 9-pins black
 17 Opel with prepared connector 12-pins black
 18 For cars without REC

OPEL

																		
OPEL																		
Astra Caravan (Estate)	04-	440600			EC	1650	9.50	75	A	735713 735714 735723 ¹⁸ 735724 ¹⁸	   							F ● ● ● ● ● G ● ● ○ ● ● ● G ● ● ● ● ● G ● ● ● ● ●
Astra Coupé	00-06	417300			EC	1500	8.50	75	A	735093 ¹⁵ 735112	 							G ● ● ● ● ● F ● ● ● ● ●
Astra Coupé	00-06	417400		○	EC	1500	8.50	75	A	735093 ¹⁵ 735112	 							G ● ● ● ● ● F ● ● ● ● ●
Astra GTC	05-	454000			EC	1650	9.50	75	A	735793 ¹⁸ 735713 735714	  							H ● ● ● ● ● F ● ● ● ● ● G ● ● ● ● ●
Astra GTC	05-	434100			EC	1650	9.50	75	A	735793 ¹⁸ 735713 735714	  							H ● ● ● ● ● F ● ● ● ● ● G ● ● ● ● ●
Astra Hatchback	91-98	187000		○	EC	1500	8.10	75	A	735061								F ● ● ● ● ●
Astra Hatchback	98-03	417300			EC	1500	8.50	75	A	735093 ¹⁵ 735083 ¹⁶ 735084* ¹⁶ 735111 ¹⁷ 735112 ¹⁷	    							G ● ● ● ● ● 98-99 F ● ● ● ● ● 98-99 G ● ● ● ● ● 98-99 F ● ● ● ● ● 00-03 F ● ● ● ● ● 00-03
Astra Hatchback	98-03	417400		○	EC	1500	8.50	75	A	735093 ¹⁵ 735083 ¹⁶ 735084* ¹⁶ 735111 ¹⁷ 735112 ¹⁷	    							G ● ● ● ● ● 98-99 F ● ● ● ● ● 98-99 G ● ● ● ● ● 98-99 F ● ● ● ● ● 00-03 F ● ● ● ● ● 00-03
Astra Hatchback (excl. OPC)	04-	454000			EC	1650	9.50	75	A	735703 ¹⁸ 735704 ¹⁸ 735713 735714	   							F ● ● ● ● ● G ● ● ● ● ● F ● ● ● ● ● G ● ● ● ● ●
Astra Hatchback (excl. OPC)	04-	434100			EC	1650	9.50	75	A	735703 ¹⁸ 735704 ¹⁸ 735713 735714	   							F ● ● ● ● ● G ● ● ● ● ● F ● ● ● ● ● G ● ● ● ● ●
Astra Saloon (incl. convertible)	91-98	188000		○	EC	1500	8.10	75	A	735041								F ● ● ● ● ●
Astra Saloon	98-04	417300			EC	1500	8.50	75	A	735093 ¹⁵ 735083 ¹⁶ 735084* ¹⁶ 735111 ¹⁷ 735112 ¹⁷	    							G ● ● ● ● ● 98-99 F ● ● ● ● ● 98-99 G ● ● ● ● ● 98-99 F ● ● ● ● ● 00-04 F ● ● ● ● ● 00-04
Astra Saloon	98-04	417400		○	EC	1500	8.50	75	A	735093 ¹⁵ 735083 ¹⁶ 735084* ¹⁶ 735111 ¹⁷ 735112 ¹⁷	    							G ● ● ● ● ● 98-99 F ● ● ● ● ● 98-99 G ● ● ● ● ● 98-99 F ● ● ● ● ● 00-04 F ● ● ● ● ● 00-04
Campo 2WD	92-97	276300*			EC	2000	11.20	120	A									
Campo 2WD (without bumper 96129)	97-	276300*			EC	2000	11.20	120	A									
Corsa Combo Van	93-95	205800*			RDW	1200		50	A	735181								E
Corsa Combo Van	96-02	241900			RDW	1200		50	A	735181								E
Corsa Combo Van	96-02	472500			EC	1200	7.10	50	A	735181								E
Corsa Combo Van	02-	381500			EC	1002	6.60	50	A	735663 735664	 							G ● ● ● ● ● G ● ● ● ● ●
Corsa Hatchback	83-93	189000*		●	RDW	1000		50	A	735161*		87-93						F ● ● ● ● ●
Corsa Hatchback	93-00	278200		●	EC	1000	5.90	50	A	735171								F ● ● ● ● ●
Corsa C Hatchback	01-06	366600		○	EC	1000	6.10	50	B	735023 ¹⁵ 735024 ¹⁵	 							G ● ● ● ● ● G ● ● ● ● ●
Corsa Hatchback 3 doors (excl. OPC) (excl. models with Flex-Fix system)	06-	448800		○	EC	1300	7.50	50	A	735821 735764*	 							H ● ● ● ● ● G ● ● ● ● ●

* As available

- ¹⁵ If check-control also order extension kit for Opel: 761559
- ¹⁶ Opel with prepared connector 9-pins black
- ¹⁷ Opel with prepared connector 12-pins black
- ¹⁸ For cars without REC

OPEL															
Corsa Hatchback 3 doors (excl. OPC) (excl. models with Flex-Fix system)	06-	448900		●	EC	1300	7.50	50	A	735821 735764*	(7) (13)		H G	● ●	● ●
Corsa Hatchback 5 doors (excl. OPC) (excl. models with Flex-Fix system)	06-	448800		○	EC	1300	7.50	50	A	735821 735774*	(7) (13)		H G	● ●	● ●
Corsa Hatchback 5 doors (excl. OPC) (excl. models with Flex-Fix system)	06-	448900		●	EC	1300	7.50	50	A	735821 735774*	(7) (13)		H G	● ●	● ●
Corsa Van	83-93	189000*		●	RDW	1000		50	A	735161*	(7)	87-93	F		●
Frontera (UT-4)	92-98	277600			EC	2800	13.30	112	A						
Frontera (UT-4)	98-04	286000			EC	2800	13.30	112	A	735201	(7)	99-04	F	●	●
Frontera (UT-4)	98-04	468700			EC	2800	13.30	112	A	735201	(7)	99-04	F	●	●
Frontera Sport (UT-2)	92-98	187400			EC	2000	10.90	75	A						
Frontera Sport (UT-2)	98-04	286000			EC	2800	13.30	112	A	735201	(7)	99-04	F	●	●
Frontera Sport (UT-2)	98-04	468700			EC	2800	13.30	112	A	735201	(7)	99-04	F	●	●
Insignia Hatchback	08-	492200*		○	EC	2000	10.60	85	B	735803 735804	(7) (13)		G H	● ●	● ●
Insignia Hatchback	08-	522200		○	EC	2000	11.00	85	B	735803 735804	(7) (13)		G H	● ●	● ●
Insignia Hatchback	08-	522300		○	EC	2000	11.00	85	B	735803 735804	(7) (13)		G H	● ●	● ●
Insignia Hatchback	08-	492400		○	EC	2000	10.60	85	B	735803 735804	(7) (13)		G H	● ●	● ●
Insignia Saloon	08-	492200*		○	EC	2000	10.60	85	B	735803 735804	(7) (13)		G H	● ●	● ●
Insignia Saloon	08-	522200		○	EC	2000	11.00	85	B	735803 735804	(7) (13)		G H	● ●	● ●
Insignia Saloon	08-	522300		○	EC	2000	11.00	85	B	735803 735804	(7) (13)		G H	● ●	● ●
Insignia Saloon	08-	492400		○	EC	2000	10.60	85	B	735803 735804	(7) (13)		G H	● ●	● ●
Insignia Sports Tourer	09-	522200		○	EC	2000	11.00	85	B	735813 735814	(7) (13)		E E	● ●	● ●
Insignia Sports Tourer	09-	522300		○	EC	2000	11.00	85	B	735813 735814	(7) (13)		E E	● ●	● ●
Insignia Sports Tourer	09-	522400		○	EC	2000	11.00	85	B	735813 735814	(7) (13)		E E	● ●	● ●
Meriva (excl. OPC) TOWKIT	05-	386841		○	EC	1300	7.90	60	A	735744	(13)		F	●	●
Meriva (excl. OPC)	03-	386800		○	EC	1300	7.90	60	A	735683 735684 735743 735744	(7) (13) (7) (13)	03-05 03-05 05- 05-	E G F F		● ● ● ●
Meriva (excl. OPC)	03-	446800		○	EC	1300	7.90	60	A	735683 735684 735743 735744	(7) (13) (7) (13)	03-05 03-05 05- 05-	E G F F		● ● ● ●
Monterey (UBS25/69)	92-98	196500			EC	3300	15.40	135	A						
Movano Pick-up	98-	286800			EC	2300	13.70	100	A						
Movano Van	98-	281800			EC	2300	14.30	100	A	742101 742421	(7) (7)	98-03 04-	E G		● ●
Omega Caravan (Estate)	86-94	197100*		●	RDW	1900		75	A	735281*	(7)	90-94	F	●	●
Omega Caravan (Estate)	94-03	214100		○	EC	2100	11.00	85	B	735371 ¹⁵ 735111 ¹⁷ 735112 ¹⁷	(7) (7) (13)	00-03 00-03	E F F		● ● ●
Omega Caravan (Estate)	94-03	468500		○	EC	2100	11.00	75	B	735371 ¹⁵ 735111 ¹⁷ 735112 ¹⁷	(7) (7) (13)	00-03 00-03	E F F		● ● ●
Omega Saloon	86-94	197000*		●	RDW	1900		75	B	735281*	(7)	90-94	F	●	●

* As available

15 If check-control also order extension kit for Opel: 761559
17 Opel with prepared connector 12-pins black

OPEL

OPEL																
Omega Saloon	94-03	472300*		●	EC	2100	11.00	75	B	735361* ¹⁵ 735321* ¹⁶ 735111 ¹⁷ 735112 ¹⁷	⑦ ⑦ ⑦ ⑬	94-99 00-03 00-03	F F F	● ● ●	● ● ●	●
Signum (incl. 3.0-V6)	03-	386400			EC	2000	10.70	80	A	735693 735694	⑦ ⑬		E E	● ●	● ●	
Signum (incl. 3.0-V6)	03-	418900			EC	2000	10.70	80	A	735693 735694	⑦ ⑬		E E	● ●	● ●	
Sintra	96-99	241600		●	EC	2000	10.90	75	A							
Sintra	96-99	472400*		●	EC	2000	10.90	75	A							
Vectra Caravan (Estate)	97-03	421000			EC	1700	9.30	75	A	735461 735471* 735441 ¹⁶ 735111 ¹⁷ 735112 ¹⁷	⑦ ⑦ ⑦ ⑦ ⑬	97-99 00-03 00-03	F F E F F	● ● ● ● ●	● ● ● ● ●	●
Vectra Caravan (Estate)	97-03	421100			EC	1700	9.30	75	A	735461 735471* 735441 ¹⁶ 735111 ¹⁷ 735112 ¹⁷	⑦ ⑦ ⑦ ⑦ ⑬	97-99 00-03 00-03	F F E F F	● ● ● ● ●	● ● ● ● ●	●
Vectra Caravan (Estate) (excl. OPC)	03-08	423600			EC	2000	10.70	80	A	735693 735694	⑦ ⑬		E E	● ●	● ●	
Vectra Caravan (Estate) (excl. OPC)	03-08	430700			EC	2000	10.70	80	A	735693 735694	⑦ ⑬		E E	● ●	● ●	
Vectra Hatchback 2WD	95-02	321700			EC	1700	9.30	75	C	735431 735451* ¹⁵ 735441 ¹⁶ 735111 ¹⁷ 735112 ¹⁷	⑦ ⑦ ⑦ ⑦ ⑬	95-98 00-02 00-02	E E E F F	● ● ● ● ●	● ● ● ● ●	●
Vectra Hatchback 2WD	95-02	427700*		●	EC	1700	9.30	75	C	735431 735451* ¹⁵ 735441 ¹⁶ 735111 ¹⁷ 735112 ¹⁷	⑦ ⑦ ⑦ ⑦ ⑬	95-98 00-02 00-02	E E E F F	● ● ● ● ●	● ● ● ● ●	●
Vectra Hatchback (GTS) (excl. OPC)	02-08	313500		●	EC	1950	10.25	78	A	735693 735694	⑦ ⑬		E E	● ●	● ●	
Vectra Hatchback (GTS) (excl. OPC)	02-08	313800		●	EC	1950	10.25	78	A	735693 735694	⑦ ⑬		E E	● ●	● ●	
Vectra Saloon 2WD	95-02	321700			EC	1700	9.30	75	C	735431 735451* ¹⁵ 735441 ¹⁶ 735111 ¹⁷ 735112 ¹⁷	⑦ ⑦ ⑦ ⑦ ⑬	95-98 00-02 00-02	E E E F F	● ● ● ● ●	● ● ● ● ●	●
Vectra Saloon 2WD	95-02	427700*		●	EC	1700	9.30	75	C	735431 735451* ¹⁵ 735441 ¹⁶ 735111 ¹⁷ 735112 ¹⁷	⑦ ⑦ ⑦ ⑦ ⑬	95-98 00-02 00-02	E E E F F	● ● ● ● ●	● ● ● ● ●	●
Vectra Saloon (excl. OPC)	02-08	313500		●	EC	1950	10.25	78	A	735693 735694	⑦ ⑬		E E	● ●	● ●	
Vectra Saloon (excl. OPC)	02-08	313800		●	EC	1950	10.25	78	A	735693 735694	⑦ ⑬		E E	● ●	● ●	
Vivaro	01-	372900			EC	2000	12.00	80	A	735641 742501 742504	⑦ ⑦ ⑬	01-06 06- 06-	F F F	● ● ●	● ● ●	● ●

* As available

15 If check-control also order extension kit for Opel: 761559
16 Opel with prepared connector 9-pins black
17 Opel with prepared connector 12-pins black

OPEL																					
Zafira	99-05	424300			EC	1600	9.30	75	A	735491 ¹⁵ 735492 ¹⁵ 735083 ¹⁶ 735084* ¹⁶ 735111 ¹⁷ 735112 ¹⁷	(7) (13) (7) (13) (7) (13)		G G F G F F								
Zafira	99-05	431500			EC	1600	9.30	75	A	735491 ¹⁵ 735492 ¹⁵ 735083 ¹⁶ 735084* ¹⁶ 735111 ¹⁷ 735112 ¹⁷	(7) (13) (7) (13) (7) (13)		G G F G F F								
Zafira (excl. OPC) TOWKIT	05-	454540			EC	1650	9.60	75	A	735714	(13)		G								
Zafira (excl. OPC)	05-	454400			EC	1650	9.60	75	A	735713 735714 735731 ¹⁸ 735734 ¹⁸	(7) (13) (7) (13)		F G G G								
Zafira (excl. OPC)	05-	454500			EC	1650	9.60	75	A	735713 735714 735731 ¹⁸ 735734 ¹⁸	(7) (13) (7) (13)		F G G G								
PEUGEOT																					
106	91-96	190800* ¹			RDW	700		50	A	738001*	(7)		F								
106	96-03	248800			EC	1100	6.10	50	A	738011	(7)		F								
107 Draw beam for Euroclick	05-	516000						50	A												
107 KIT EUROCLICK	05-	516045						50	A	766001	(7)		H								
107 KIT EUROCLICK	05-	516046						50	A	763004	(13)		H								
206 Hatchback (Base)	98-03	380200			EC	1000	6.40	50	A	738041	(7)		F								
206 Hatchback (Base)	98-03	431700			EC	1100	6.40	50	A	738041	(7)		F								
206 Hatchback (XS models) (from 04-'03 XR/XT/Gentry/X-Line models)	98-09	406900			EC	1100	6.40	50	A	738041	(7)		F								
206 Hatchback (XS models) (from 04-'03 XR/XT/Gentry/X-Line models)	98-09	407000			EC	1100	6.40	50	A	738041	(7)		F								
206+	09-	406900			EC	1100	6.40	50	A	738441 738442	(7) (13)		G G								
206 CC Convertible	01-07	325700			EC	1100	6.40	50	A	738041	(7)		F								
206 SW (Estate)	02-07	380400			EC	1100	6.30	50	A	738311 738314	(7) (13)		F H								
206 SW (Estate)	02-07	380500			EC	1100	6.30	50	A	738311 738314	(7) (13)		F H								
207 CC	07-	430900			EC	1203	6.70	46	B	738411 738412	(7) (13)		G G								
207 CC	07-	431000			EC	1203	6.70	46	B	738411 738412	(7) (13)		G G								
207 Hatchback	06-	430900			EC	1203	6.70	46	B	738411 738412	(7) (13)		G G								
207 Hatchback	06-	431000			EC	1203	6.70	46	B	738411 738412	(7) (13)		G G								
207 SW	07-09	445400			EC	1280	6.70	38	B												
207 SW	07-09	445500			EC	1280	6.70	38	B												
306 Break (Estate)	97-02	251000			EC	1200	7.00	50	A	738081	(7)		F								
306 Break (Estate)	97-02	252700*			EC	1200	7.00	50	A	738081	(7)		F								
306 Hatchback	93-01	281000 ¹			EC	1400	7.50	56	A	738051 738071	(7) (7)		F F								

* As available

1 Ball in front of licence plate
 15 If check-control also order extension kit for Opel: 761559
 16 Opel with prepared connector 9-pins black
 17 Opel with prepared connector 12-pins black
 18 For cars without REC

PEUGEOT

PEUGEOT																						
307 Break (excl. models with reversing sensors)	01-	360900		○	EC	1700	9.10	60	A	738301	⑦	01-05	F			●						
										738302	⑬	01-05	G			●				●		
										738361	⑦	05-	G	●		●						
										738362	⑬	05-	G			●					●	
307 Break	01-	361000		○	EC	1700	9.10	60	A	738301	⑦	01-05	F			●						
										738302	⑬	01-05	G			●					●	
										738361	⑦	05-	G	●		●						
										738362	⑬	05-	G			●					●	
307 Hatchback	01-07	417800		○	EC	1800	9.00	73	A	738281	⑦	01-05	F			●						
										738282	⑬	01-05	G			●					●	
										738351	⑦	05-07	G	●		●						
										738352	⑬	05-07	G			●					●	
307 Hatchback	01-07	417900		●	EC	1800	9.00	73	A	738281	⑦	01-05	F			●						
										738282	⑬	01-05	G			●					●	
										738351	⑦	05-07	G	●		●						
										738352	⑬	05-07	G			●					●	
307 SW (excl. models with reversing sensors)	01-	360900		○	EC	1700	9.10	60	A	738301	⑦	01-05	F			●						
										738302	⑬	01-05	G			●					●	
										738361	⑦	05-	G	●		●						
										738362	⑬	05-	G			●					●	
307 SW	01-	361000		○	EC	1700	9.10	60	A	738301	⑦	01-05	F			●						
										738302	⑬	01-05	G			●					●	
										738361	⑦	05-	G	●		●						
										738362	⑬	05-	G			●					●	
308 Hatchback (excl. XT/Féline models)	07-	417800		○	EC	1800	9.00	73	A	738401	⑦		G			●						
										738402	⑬		G			●					●	
308 Hatchback	07-	417900		●	EC	1800	9.00	73	A	738401	⑦		G			●						
										738402	⑬		G			●					●	
308 SW	07-	497000			EC	1700	9.60	74	A	738422	⑬		G	●		●						
308 SW	07-	497100			EC	1700	9.60	74	A	738422	⑬		G	●		●						
405 Break (Estate)	88-96	197800*			EC	1200	7.00	65	A													
405 Saloon 2WD	87-95	220600*		○	EC	1200	7.00	65	A													
406 Break (Estate)	96-04	335200			EC	1700	9.30	80	A	738121	⑦	96-99	F			●						
										738151	⑦	99-04	G			●						
										738152	⑬	99-04	H			●					●	
406 Break (Estate)	96-04	335300			EC	1700	9.30	80	A	738121	⑦	96-99	F			●						
										738151	⑦	99-04	G			●						
										738152	⑬	99-04	H			●					●	
406 Coupé	97-04	481500*			EC	1700	9.10	80	B													
406 Saloon	95-04	278600			EC	1700	9.20	80	A	738111	⑦	95-99	F			●						
										738141	⑦	99-04	F			●						
										738142	⑬	99-04	G			●						
406 Saloon	95-04	278700			EC	1700	9.20	80	A	738111	⑦	95-99	F			●						
										738141	⑦	99-04	F			●						
										738142	⑬	99-04	G			●						
407 Coupé	05-	407700		○	EC	1600	9.00	75	B	738463	⑦	05-08	H	●	●	●	●					
										738464	⑬	05-08	H	●	●	●	●	●				●
										738433	⑦	08-	G	●	●	●	●	●				
										738434	⑬	08-	G	●	●	●	●	●				
407 Saloon	04-08	401500			EC	1900	9.55	75	A	738463	⑦		H	●	●	●	●					
										738464	⑬		H	●	●	●	●				●	
407 Saloon	04-08	437200		○	EC	1724	9.55	75	A	738463	⑦		H	●	●	●	●					
										738464	⑬		H	●	●	●	●				●	
407 Saloon	08-	510400			EC	1900	10.15	75	B	738433	⑦		G	●	●	●	●					
										738434	⑬		G	●	●	●	●					

* As available

PEUGEOT																
407 SW (Estate)	04-	495900			EC	1600	9.50	75	C	738463 738464 738433 738434	(7) (13)	04-08 04-08 08- 08-	H H G G	● ● ● ●	● ● ● ●	● ● ● ●
407 SW (Estate)	04-	496100			EC	1600	9.50	75	C	738463 738464 738433 738434	(7) (13)	04-08 04-08 08- 08-	H H G G	● ● ● ●	● ● ● ●	● ● ● ●
607	01-	312200		●	EC	1800	9.80	72	D	738291 738383 738384*	(7) (7) (13)	01-05 05- 05-	F G G	● ● ●	● ● ●	● ● ●
608	08-	491900			EC											
608	08-	492000			EC											
806	94-02	316600		●	EC	1900	10.20	80	A	705041 705042*	(7) (13)		H H	● ●	● ●	● ●
807	02-	365600		●	EC	1900	11.30	76	B	705351 705352 705603 705604 705424*	(7) (13) (7) (13) (13)	02-05 02-05 06- 06- 06-	G G H H F	● ● ● ● ●	● ● ● ● ○	● ● ● ● ●
807	02-	365700		●	EC	1900	11.30	76	B	705351 705352 705603 705604 705424*	(7) (13) (7) (13) (13)	02-05 02-05 06- 06- 06-	G G H H F	● ● ● ● ●	● ● ● ● ○	● ● ● ● ●
1007	04-	375900			EC	1162	6.10	46	B	738371 738372*	(7) (13)		F F	● ●	● ●	● ●
1007	04-	376100*			EC	1162	6.10	46	B	738371 738372*	(7) (13)		F F	● ●	● ●	● ●
3008	09-	518900			EC	1650	9.20	70	B	738451	(7)		H	●	●	●
3008	09-	519000			EC	1650	9.20	70	B	738451	(7)		H	●	●	●
4007	07-	433300		●	EC	2000	11.00	100	A	729431 729432	(7) (13)		F F	● ●	● ●	● ●
5008	09-	525400			EC											
5008	09-	525500			EC											
Bipper	08-	498000			EC	1300	7.50	75	C	709371 709372	(7) (13)		G G	● ●	● ●	● ●
Bipper	08-	498200			EC	1300	7.50	75	C	709371 709372	(7) (13)		G G	● ●	● ●	● ●
Bipper	08-	498100		●	EC	1300	7.50	75	C	709371 709372	(7) (13)		G G	● ●	● ●	● ●
Boxer Pick-up 2WD	94-06	400300			EC	2200	13.30	120	A	705071	(7)	94-04	E	●	●	●
Boxer Pick-up 2WD (also ordering 9078040)	07-	481900		●	EC	3000	16.83	120	C	709341	(7)		H	●	●	●
Boxer Van 2WD	94-06	400300			EC	2200	13.30	120	A	705061 705331	(7) (7)	94-02 02-06	E E	● ●	● ●	● ●
Boxer Van 2WD	06-	481900		●	EC	3000	16.83	120	C	709331 709332	(7) (13)		H G	● ●	● ●	● ●
Boxer Van 2WD	06-	441800		●	EC	3000	16.83	120	C	709331 709332	(7) (13)		H G	● ●	● ●	● ●
Expert	95-06	316600		●	EC	1900	10.20	80	A	705081	(7)		E	●	●	●
Expert (excl. models with level regulator)	07-	480900		●	EC	2000	12.20	122	A	705513 705514	(7) (13)		F F	● ●	● ●	● ●
Expert (excl. models with level regulator)	07-	481000		●	EC	2000	12.20	122	A	705513 705514	(7) (13)		F F	● ●	● ●	● ●
Expert (with level regulator)	08-	503900		●	EC	2000	12.20	122	B	705513 705514	(7) (13)		F F	● ●	● ●	● ●
Expert (with level regulator)	08-	504000		●	EC	2000	12.20	122	B	705513 705514	(7) (13)		F F	● ●	● ●	● ●

* As available

PIAGGIO

PEUGEOT																		
Expert	07-	504100			EC	2000	12.20	122	B	705513 705514	(7) (13)		F F	● ●	● ●			●
Partner	97-08	268600		●	EC	1100	7.00	70	A	705011 705314	(7) (13)	97-02 02-08	F F		● ●			
Partner	97-08	455600		○	EC	1100	7.00	70	A	705011 705314	(7) (13)	97-02 02-08	F F		● ●			
Partner (short version)	08-	505400			EC	1300	7.83	70	A	705513 705514	(7) (13)		F F	● ●	● ●			●
Partner (short version)	08-	505500			EC	1300	7.83	70	A	705513 705514	(7) (13)		F F	● ●	● ●			●
Partner Tepee	08-	505400			EC	1300	7.83	70	A	705513 705514	(7) (13)		F F	● ●	● ●			●
Partner Tepee	08-	505500			EC	1300	7.83	70	A	705513 705514	(7) (13)		F F	● ●	● ●			●
Partner Tepee Outdoor	08-	505400			EC	1300	7.83	70	A	705513 705514	(7) (13)		F F	● ●	● ●			●
Partner Tepee Outdoor	08-	505500			EC	1300	7.83	70	A	705513 705514	(7) (13)		F F	● ●	● ●			●
PIAGGIO																		
Porter Pick-up	86-89	317400*			EC	600	4.30	50	A									
Porter Van	86-	317600			EC	600	4.30	50	B									
PLYMOUTH																		
Grand Voyager 2 + 4WD	91-95	233400*		○	EC	1800	10.40	75	B	761649	(7)		H					
Voyager 2 + 4WD	91-95	233400*		○	EC	1800	10.40	75	B	761649	(7)		H					
PORSCHE																		
Cayenne	02-	359000		●	EC	3500	16.30	140	A									
RENAULT																		
Clio (incl. 16V)	90-98	195500 ¹			RDW	1000		50	B	741001	(7)	96-98	G		●			
Clio	98-05	255500			EC	1200	6.20	75	A	741011 741051	(7) (7)	98-01 01-05	E F		● ●			
Clio	98-05	255000		○	EC	1200	6.20	75	A	741011 741051	(7) (7)	98-01 01-05	E F		● ●			
Clio	05-	445000			EC	1200	7.00	75	A	742471 742472 742651 742654	(7) (13) (7) (13)	05-09 05-09 09- 09-	G G G G		● ● ● ●			
Clio	05-	445100		○	EC	1200	7.00	75	A	742471 742472 742651 742654	(7) (13) (7) (13)	05-09 05-09 09- 09-	G G G G		● ● ● ●			
Clio Estate	08-	500500			EC	1200	7.60	75	A	742581* 742584*	(7) (13)		G G	● ●	● ●			●
Clio Estate	08-	500600			EC	1200	7.60	75	A	742581* 742584*	(7) (13)		G G	● ●	● ●			●
Espace (J66/JE)	96-02	299200		●	EC	2100	11.70	85	A	742041 742051	(7) (7)	97-98 99-02	G G	●	●			
Espace	02-	327400		○	EC	2000	11.30	80	B	742361 742362	(7) (13)		G G		● ●			●
Espace	02-	327500		○	EC	2000	11.30	80	B	742361 742362	(7) (13)		G G		● ●			●
Espace 4WD (Quadra) (J63)	93-96	213200*		●	RDW	1800		75	B									
Expresse	91-98	203600*			RDW	750		75	A									
Grand Espace (J66/JE)	96-02	299200		●	EC	2100	11.70	85	A	742041 742051	(7) (7)	97-98 99-02	G G	●	●			

* As available

¹ Ball in front of licence plate

RENAULT																			
Grand Espace	02-	341200			EC	2000	11.30	80	A	742361				G					
										742362				G					
Grand Espace	02-	341300			EC	2000	11.30	80	A	742361				G					
										742362				G					
Grand Modus	08-	501200			EC	1200	6.94	75	A	742431				F					
										742622				F					
Grand Modus	08-	501300			EC	1200	6.94	75	A	742431				F					
										742622				F					
Grand Scénic	04-09	512500			EC	1350	8.10	75	B	742401				G					
										742412				G					
Grand Scénic	04-09	452100			EC	1300	8.10	75	B	742401				G					
										742412				G					
Grand Scénic (5 + 7 seats)	09-	518600			EC	1300	8.15	75	B	742701				G					
										742704				H					
Grand Scénic (5 + 7 seats)	09-	518700			EC	1300	8.15	75	B	742701				G					
										742704				H					
Kangoo 2WD (excl. Express Grand Volume)	97-08	438600			EC	1350	7.80	75	A	742061				E					
										742443		02-08		F					
Kangoo 2WD (excl. Express Grand Volume)	97-08	408600			EC	1350	7.80	75	A	742061				E					
										742443		02-08		F					
Kangoo	08-	445700			EC	1350	7.70	75	A	742571				G					
										742573*				G					
										742574				G					
Kangoo	08-	445900			EC	1350	7.70	75	A	742571				G					
										742573*				G					
										742574				G					
Kangoo	08-	445800			EC	1350	7.70	75	A	742571				G					
										742573*				G					
										742574				G					
Koleos	08-	505100			EC	2000	10.50	100	B	742611				G					
										742614				G					
Koleos	08-	505200			EC	2000	10.50	100	B	742611				G					
										742614				G					
Laguna Break (Estate) (5/7 seats)	95-00	328300			EC	1850	9.30	75	A	742081				G					
Laguna Break (Estate) (5/7 seats)	95-00	328400*			EC	1850	9.30	75	A	742081				G					
Laguna Coupé	08-	495800			EC	1500	8.60	75	A										
Laguna Grand Tour (Estate) (excl. models with reversing sensors)	01-07	361500			EC	1500	8.50	75	A	741041				F					
										741042				G					
Laguna Grand Tour (Estate)	01-07	431600			EC	1500	8.50	75	A	741041				F					
										741042				G					
Laguna Grand Tour (Estate)	07-	448600			EC	1500	8.80	75	A	742561				G					
										742563*				G					
										742564				G					
Laguna Grand Tour (Estate)	07-	448700			EC	1500	8.80	75	A	742561				G					
										742563*				G					
										742564				G					
Laguna Hatchback	94-01	328100			EC	1850	8.80	75	A	742071				G					
										742072*				H					
Laguna Hatchback	94-01	328200*			EC	1850	8.80	75	A	742071				G					
										742072*				H					
Laguna Hatchback	01-07	361200			EC	1500	8.50	75	A	741031			01-05	F					
										741032			01-05	G					
										742461*			05-07	F					
										742462			05-07	F					
Laguna Hatchback	01-07	361300			EC	1500	8.50	75	A	741031			01-05	F					
										741032			01-05	G					
										742461*			05-07	F					
										742462			05-07	F					

* As available

RENAULT

RENAULT																		
Laguna Hatchback	07-	448400			EC	1500	8.80	75	A	742553	(7)							
										742554	(13)							
Laguna Hatchback	07-	448500			EC	1500	8.80	75	A	742553	(7)							
										742554	(13)							
Laguna Hatchback	07-	494000			EC	1500	8.80	75	#	742553	(7)							
										742554	(13)							
Mascotte Pick-up (wheel base 3630mm)	00-	354500*			EC	3000	15.90	120	A									
Mascotte Van (wheel base 3630mm)	00-	354500*			EC	3000	15.90	120	A									
Master Pick-Up	98-	286800			EC	2300	13.70	100	A									
Master Van	98-	281800			EC	2300	14.30	100	A	742101	(7)	98-03	E					
										742421	(7)	04-	G					
Mégane Break (Estate)	99-03	323000			EC	1350	7.50	75	A	742181	(7)		G					
										742182*	(13)		H					
Mégane Break (Estate)	99-03	323100*			EC	1350	7.50	75	A	742181	(7)		G					
										742182*	(13)		H					
Mégane Coupé (excl. Convertible)	96-02	255900			EC	1200	6.70	65	A	742161	(7)	96-98	G					
										742171	(7)	99-02	F					
Mégane Coupé (excl. Convertible)	96-02	256900*			EC	1200	6.70	65	A	742161	(7)	96-98	G					
										742171	(7)	99-02	F					
Mégane Coupé-Convertible (excl. models with reversing sensors)	03-	426300			EC	1200	7.50	75	C	742451	(7)		F					
Mégane Coupé (3 doors)	09-	512500			EC	1350	8.10	75	B	742674	(13)		H					S
Mégane Coupé (3 doors)	09-	512600			EC	1350	8.10	75	B	742674	(13)		H					S
Mégane Grand Tour (Estate)	03-09	406100*			EC	1350	7.74	75	B	742391	(7)		F					
										742392	(13)		G					
Mégane Grand Tour (Estate)	03-09	523100			EC	1300	7.80	75	B	742391	(7)		F					
										742392	(13)		G					
Mégane Grand Tour (Estate)	03-09	426200*			EC	1350	7.74	75	B	742391	(7)		F					
										742392	(13)		G					
Mégane Grand Tour (Estate)	03-09	523200			EC	1300	7.80	75	B	742391	(7)		F					
										742392	(13)		G					
Mégane Hatchback	96-02	323700			EC	1300	7.20	65	A	742111	(7)	96-98	E					
										742121	(7)	99-02	F					
Mégane Hatchback	96-02	323800*			EC	1300	7.20	65	A	742111	(7)	96-98	E					
										742121	(7)	99-02	F					
Mégane Hatchback (3 + 5 doors) (excl. RS)	03-08	512500			EC	1350	8.10	75	B	742371	(7)	03-05	G					
										742491	(7)	06-08	G					
										742494	(13)	06-08	G					
Mégane Hatchback (3 + 5 doors) (excl. RS)	03-08	512600			EC	1350	8.10	75	B	742371	(7)	03-05	G					
										742491	(7)	06-08	G					
										742494	(13)	06-08	G					
Mégane Hatchback (5 doors) (excl. RS)	09-	512500			EC	1350	8.10	75	B	742661	(7)		G					S
										742664	(13)		H					S
Mégane Hatchback (5 doors) (excl. RS)	09-	512600			EC	1350	8.10	75	B	742661	(7)		G					S
										742664	(13)		H					S
Mégane Saloon Classic	96-03	271800 ¹			EC	1300	7.30	75	A	742151	(7)		F					
Mégane Saloon	03-	426300			EC	1200	7.50	75	C	742381	(7)		F					
Mégane Scénic	96-01	265800			EC	1400	8.00	75	A	742131	(7)	96-99	G					
										742132*	(13)	96-99	H					
										742134	(13)	96-99	H					
										742141	(7)	99-01	G					
										742144*	(13)	99-01	H					
Mégane Scénic	96-01	265900			EC	1400	8.00	75	A	742131	(7)	96-99	G					
										742132*	(13)	96-99	H					
										742134	(13)	96-99	H					
										742141	(7)	99-01	G					
										742144*	(13)	99-01	H					

* As available

¹ Ball in front of licence plate






















































RENAULT																		
Mégane Sport Tourer (Estate)	09-	523100		●	EC	1300	7.80	75	B	742683	⑦		H	●	●	S		
										742684	⑬		H	●	●	S		
Mégane Sport Tourer (Estate)	09-	523200			EC	1300	7.80	75		742683	⑦		H	●	●	S		
										742684	⑬		H	●	●	S		
Modus (excl. for models with bicyclecarrier preparation)	04-08	361800		●	EC	900	5.77	75	A	742431	⑦		F		●			
										742622	⑬		F		●			
Modus (excl. for models with bicyclecarrier preparation)	08-	480100		●	EC	900	5.77	75	A	742431	⑦		F		●			
										742622	⑬		F		●			
Modus (excl. for models with bicyclecarrier preparation)	04-	480200		●	EC	900	5.77	75	A	742431	⑦		F		●			
										742622	⑬		F		●			
Safrane	92-00	254500*		●	EC	1750	9.20	75	A	742212*	⑬		H	●	●			●
Scénic	01-03	385800			EC	1400	8.00	75	B	742141	⑦		G		●			
										742144*	⑬		H		●			
Scénic	01-03	385900			EC	1400	8.00	75	B	742141	⑦		G		●			
										742144*	⑬		H		●			
Scénic	03-	512500			EC	1350	8.10	75	B	742401	⑦	03-09	G	●	●	●		●
										742412	⑬	03-09	G		●	●		●
										742691	⑦	09-	G		●	●	S	
										742694	⑬	09-	H	●	●	S		
Scénic	03-	512600		●	EC	1350	8.10	75	B	742401	⑦	03-09	G	●	●	●		●
										742412	⑬	03-09	G		●	●		●
										742691	⑦	09-	G		●	●	S	
										742694	⑬	09-	H	●	●	S		
Scénic RX4	00-03	345800			EC	1300	7.74	65	B	742141	⑦		G		●			
										742144*	⑬		H		●			
Scénic RX4	00-03	345900*			EC	1300	7.74	65	B	742141	⑦		G		●			
										742144*	⑬		H		●			
Trafic Van (front wheel drive)	89-01	334400			EC	2000	11.80	80	A									
Trafic Van	01-	372900			EC	2000	12.00	80	A	735641	⑦	01-06	F		●			
										742501	⑦	06-	F		●			●
										742504	⑬	06-	F	●	●	●		●
Twingo	93-98	260300		●	EC	450	3.30	25	A	742251	⑦		G		●			
Twingo	98-07	270300			EC	600	3.90	25	A	742251	⑦	98-04	G		●			
Twingo	07-	486100		●	EC	350	2.78	65	A	742531	⑦		E		●			
										742534	⑬		F		●	●		
Vel Satis	02-05	382600*		●	EC	1800	9.58	75	D	742354*	⑬		G		●			●
ROVER																		
25	00-05	266500		●	EC	1200	6.80	70	B	744001	⑦		F		●			
45 Hatchback	00-04	285900*		●	EC	1200	7.00	70	C									
45 Hatchback	04-05	434800*		●	EC	1200	7.00	70	A									
45 Hatchback	04-05	434900*		●	EC	1200	7.00	70	A									
45 Saloon	00-04	287900*			EC	1200	7.00	70	C	744021*	⑦		F		●			
45 Saloon	04-05	435200*			EC	1200	7.00	70	B									
75	99-05	258700			EC	1600	9.15	100	A									
75	99-05	258800			EC	1600	9.15	100	A									
75 Tourer (Estate)	01-05	368700		●	EC	1700	9.30	100	A									
200 Series Hatchback (RF)	95-99	266500		●	EC	1200	6.80	70	B	744001 ¹⁹	⑦		F		●			
400 Series Hatchback (RT)	95-00	285900*		●	EC	1200	7.00	70	C									
400 Series Saloon (RT)	96-00	287900*			EC	1200	7.00	70	C	744021*	⑦		F		●			
600 Series Saloon (RH)	93-98	215700*		●	EC	1400	8.00	70	A	744111*	⑦		F		●			
800 Series Coupé (RS)	92-95	194700*			EC	1600	8.90	70	B									
800 Series Fastback (RS)	92-95	194700*			EC	1600	8.90	70	B									
800 Series Saloon (RS)	92-98	194700*			EC	1600	8.90	70	B									
SAAB																		
9-3 (excl. Convertible)	98-02	224400		●	EC	1600	8.50	75	A									

* As available










































SANTANA

SAAB																			
9-3	03-	377300		●	EC	1600	9.00	75	B	745023	(7)		E	●		○	●		
										745024	(13)		E	●		○	●		●
9-3	03-	427500		○	EC	1600	9.00	75	B	745023	(7)		E	●		○	●		
										745024	(13)		E	●		○	●		●
9-3 Convertible	03-07	427500		○	EC	1600	9.00	75	B										
9-3 Sporthatch (Estate)	05-	449200		○	EC	1600	9.00	75	B	745023	(7)		E	●		○	●		
										745024	(13)		E	●		○	●		●
9-3 Sporthatch (Estate)	05-	449300		○	EC	1600	9.00	75	B	745023	(7)		E	●		○	●		
										745024	(13)		E	●		○	●		●
9-5 Estate (without level regulator)	00-	269100		○	EC	1800	9.50	75	A	745011	(7)		E	●		●			
										745012	(13)		E	●		●			●
9-5 Estate (without level regulator)	00-	269200		●	EC	1800	9.50	75	A	745011	(7)		E	●		●			
										745012	(13)		E	●		●			●
9-5 Saloon (without level regulator)	98-	269100		○	EC	1800	9.50	75	A	745011	(7)		E	●		●			
										745012	(13)		E	●		●			●
9-5 Saloon (without level regulator)	98-	269200		●	EC	1800	9.50	75	A	745011	(7)		E	●		●			
										745012	(13)		E	●		●			●
900 Coupé	94-98	224400		○	EC	1600	8.50	75	A										
900 Hatchback	93-98	224400		○	EC	1600	8.50	75	A										
9000 CS Hatchback	91-98	201300*			RDW	1800		75	C										
SANTANA																			
PS-10	03-	411300*			EC	3500	16.00	100	A										
SEAT																			
Alhambra (excl. models with reversingsensors)	95-00	270200		●	EC	2100	11.20	85	B	746001	(7)	95-99	E			●			●
										746002*	(13)	95-99	F			●			●
										746021	(7)	99-00	G			●			
										746022	(13)	99-00	G			●			
Alhambra (excl. models with reversingsensors)	95-00	469400		●	EC	2100	11.20	85	B	746001	(7)	95-99	E			●			●
										746002*	(13)	95-99	F			●			●
										746021	(7)	99-00	G			●			
										746022	(13)	99-00	G			●			
Alhambra	00-	350000			EC	2100	11.20	85	A	746021	(7)		G			●			
										746022	(13)		G			●			
Alhambra	00-	468300		○	EC	2100	11.20	85	A	746021	(7)		G			●			
										746022	(13)		G			●			
Altea	04-	446600		●	EC	1600	9.10	75	A	746223*	(7)		H	●		●		●	
										746253	(7)		G	●	●	●	○	○	
										746254	(13)		G	●	●	●	○	○	●
Altea (incl. bumper cover)	04-09	446700		●	EC	1400	8.20	75	A	746223*	(7)		H	●		●		●	
										746253	(7)		G	●	●	●	○	○	
										746254	(13)		G	●	●	●	○	○	●
Altea	09-	519200		●	EC	1400	8.20	75	B	746223*	(7)		H	●		●		●	
										746253	(7)		G	●	●	●	○	○	
										746254	(13)		G	●	●	●	○	○	●
Altea Freetrack 2 + 4WD	07-	446600		●	EC	1600	9.10	75	A	746253	(7)		G	●	●	●	○	○	
										746254	(13)		G	●	●	●	○	○	●
Altea Freetrack 2 + 4WD (incl. bumper cover)	07-	498800		●	EC	1650	9.23	75	A	746253	(7)		G	●	●	●	○	○	
										746254	(13)		G	●	●	●	○	○	●
Altea XL Estate	06-	446600		●	EC	1600	9.10	75	A	746253	(7)		G	●	●	●	○	○	
										746254	(13)		G	●	●	●	○	○	●
Altea XL Estate (incl. bumper cover)	06-09	451900		●	EC	1400	8.30	75	A	746253	(7)		G	●	●	●	○	○	
										746254	(13)		G	●	●	●	○	○	●
Arosa	97-04	273700		●	EC	800	5.10	50	A	746031	(7)	97-00	E			●			
Cordoba Saloon	94-96	227800*			RDW	1100		50	B	746051	(7)		F			●			
Cordoba Saloon CLX/GLX/GTI	96-96	298800		●	EC	1100	6.40	50	A	746051	(7)		F			●			
Cordoba Saloon Comfort	96-96	227800*			RDW	1100		50	B	746051	(7)		F			●			

* As available

																		
SEAT																		
Cordoba Saloon (all types)	97-02	298800		●	EC	1100	6.40	50	A	746051 746071	(7) (7)	97-99 99-02	F G			●		
Cordoba Saloon	99-02	346600*		●	EC	1000	6.20	50	A	746071	(7)		G			●		
Cordoba Saloon	03-	404700		○	EC	1200	7.00	50	A	746211 746212*	(7) (13)		E F			●		
Cordoba Saloon	03-	413900		○	EC	1200	7.00	50	A	746211 746212*	(7) (13)		E F			●		
Cordoba SX Coupé	96-99	298800		●	EC	1100	6.40	50	A									
Cordoba Vario (Estate)	97-03	298800		●	EC	1100	6.40	50	A									
Cordoba Vario (Estate)	97-03	346600*		●	EC	1000	6.20	50	A									
Exeo	09-	518300		○	EC	2000	10.40	80	B	746273 746274	(7) (13)		H H	●	●	●	○	
Exeo	09-	440400		●	EC	2000	10.40	80	B	746273 746274	(7) (13)		H H	●	●	●	○	
Exeo ST	09-	518300		○	EC	2000	10.40	80	B	746273 746274	(7) (13)		H H	●	●	●	○	
Exeo ST	09-	440400		●	EC	2000	10.40	80	B	746273 746274	(7) (13)		H H	●	●	●	○	
Ibiza (021A)	84-93	182800*			RDW	1000		50	A									
Ibiza (6K) (excl. GLX/GTI from '96)	93-96	213800*			RDW	1100		50	B	746091	(7)		F			●		
Ibiza GLX/GTI	96-96	263800		●	EC	1100	6.40	50	A	746091	(7)		F			●		
Ibiza	97-99	263800		●	EC	1100	6.40	50	A	746091	(7)		F			●		
Ibiza	99-01	333800		○	EC	1000	6.20	50	A	746101	(7)		G			●		
Ibiza (excl. FR version)	02-08	366300		●	EC	1200	7.00	50	A	746201 746202*	(7) (13)		E F			●		
Ibiza (excl. FR version)	02-08	366000		○	EC	1200	7.00	50	A	746201 746202*	(7) (13)		E F			●		
Ibiza (3 + 5 doors)	08-	504900*		○	EC	1200	6.90	50	B	746263 746264	(7) (13)		G G	●	●	●	●	
Ibiza (3 + 5 doors)	08-	523400			EC	1200	6.90	50	B	746263 746264	(7) (13)		G G	●	●	●	●	
Ibiza (3 + 5 doors)	08-	505000*		○	EC	1200	6.90	50	B	746263 746264	(7) (13)		G G	●	●	●	●	
Ibiza (3 + 5 doors)	08-	523500			EC	1200	6.90	50	B	746263 746264	(7) (13)		G G	●	●	●	●	
Inca Van	96-	313300		○	EC	1000	6.30	75	A	756271	(7)		E			●		
Leon	00-05	346800		●	EC	1500	8.30	75	A	746121 746122	(7) (13)		E F			●		
Leon (incl. bumper cover) 	00-05	346900		●	EC	1500	8.30	75	A	746121 746122	(7) (13)		E F			●		
Leon (excl. FR/Cupra/Sport)	05-	446600		●	EC	1600	9.10	75	A	746253 746254	(7) (13)		G G	●	●	●	○	○
Leon (excl. FR/Cupra/Sport) (incl. bumper cover) 	05-09	446700		●	EC	1400	8.20	75	A	746253 746254	(7) (13)		G G	●	●	●	○	○
Leon (excl. FR/Cupra/Sport)	09-	519300		●	EC	1650	9.23	75	B	746253 746254	(7) (13)		G G	●	●	●	○	○
Leon Topsport 2WD	02-	401200		●	EC	1500	8.30	75	B	746121 746122	(7) (13)		E F			●		
Marbella	87-98	162300*			RDW	800		50	A									
Toledo	91-98	257800		○	EC	1200	6.80	80	B	746141*	(7)	95-98	F			●		
Toledo (S5)	98-04	264800		●	EC	1500	8.10	75	A	746151 746152	(7) (13)		E F			●		
Toledo (S5)	98-04	264900*		●	EC	1500	8.10	75	A	746151 746152	(7) (13)		E F			●		
Toledo	04-	446600		●	EC	1600	9.10	75	A	746253 746254	(7) (13)		G G	●	●	●	○	○
Toledo (incl. bumper cover) 	04-	451900		●	EC	1400	8.30	75	A	746253 746254	(7) (13)		G G	●	●	●	○	○

* As available

														
SKODA														
Superb (B5)	01-08	432400		<input checked="" type="radio"/>	EC	2000	10.30	85	A	748091	⑦		G	<input checked="" type="radio"/>
										748094	⑬		G	<input checked="" type="radio"/>
Superb II	08-	510800		<input checked="" type="radio"/>	EC	1800	9.58	75	B	748163	⑦		G	<input checked="" type="radio"/>
										748164	⑬		G	<input checked="" type="radio"/>
Superb II	08-	510900		<input checked="" type="radio"/>	EC	1800	9.58	75	B	748163	⑦		G	<input checked="" type="radio"/>
										748164	⑬		G	<input checked="" type="radio"/>
Superb II	08-	511000		<input checked="" type="radio"/>	EC	1800	9.58	75	B	748163	⑦		G	<input checked="" type="radio"/>
										748164	⑬		G	<input checked="" type="radio"/>
SMART														
Forfour	04-06	378500		<input type="radio"/>	EC	750	5.00	50	A	745493*	⑦		F	<input checked="" type="radio"/>
										745494	⑬		F	<input checked="" type="radio"/>
SSANGYONG														
Actyon Sports 2 + 4WD	08-	503700		<input type="radio"/>	EC	2300	12.27	92	A					<input checked="" type="radio"/>
Korando (excl. TD)	97-	325900*		<input type="radio"/>	EC	3500	15.16	140	B					
Kyron	05-	460900		<input type="radio"/>	EC	2300	11.90	92	A	745561	⑦		F	<input checked="" type="radio"/>
Musso	95-05	263400		<input type="radio"/>	EC	3500	14.40	140	A	745531	⑦		F	<input checked="" type="radio"/>
Rexton	02-06	412300		<input type="radio"/>	EC	3500	14.50	140	A	745541	⑦		F	<input checked="" type="radio"/>
										745544	⑬		F	<input checked="" type="radio"/>
Rexton	02-06	412200		<input type="radio"/>	EC	3500	14.50	140	A	745541	⑦		F	<input checked="" type="radio"/>
										745544	⑬		F	<input checked="" type="radio"/>
Rexton	06-	484800		<input type="radio"/>	EC	3500	15.30	140	A	745541	⑦		F	<input checked="" type="radio"/>
										745544	⑬		F	<input checked="" type="radio"/>
Rexton (excl. models with reversingsensors)	06-	484700		<input checked="" type="radio"/>	EC	3500	15.30	140	A	745541	⑦		F	<input checked="" type="radio"/>
										745544	⑬		F	<input checked="" type="radio"/>
Rodius	05-	458600		<input type="radio"/>	EC	2850	14.00	140	B	745551	⑦		F	<input checked="" type="radio"/>
										745554*	⑬		G	<input checked="" type="radio"/>
SUBARU														
Forester (with level regulator) (excl. 2L Turbo)	97-08	402300		<input type="radio"/>	EC	2135	10.00	85	A	750011 ⁴	⑦	97-05	F	<input checked="" type="radio"/>
										750012 ⁴	⑬	97-05	G	<input checked="" type="radio"/>
										750161	⑦	05-08	E	<input checked="" type="radio"/>
										750162	⑬	05-08	G	<input checked="" type="radio"/>
Forester (with level regulator) (excl. 2L Turbo)	97-08	482500		<input type="radio"/>	EC	2135	10.00	85	A	750011 ⁴	⑦	97-05	F	<input checked="" type="radio"/>
										750012 ⁴	⑬	97-05	G	<input checked="" type="radio"/>
										750161	⑦	05-08	E	<input checked="" type="radio"/>
										750162	⑬	05-08	G	<input checked="" type="radio"/>
Forester	08-	502900		<input checked="" type="radio"/>	EC	2000	10.00	80	B	750191	⑦		F	<input checked="" type="radio"/>
										750194	⑬		G	<input checked="" type="radio"/>
Forester	08-	503000		<input checked="" type="radio"/>	EC	2000	10.00	80	B	750191	⑦		F	<input checked="" type="radio"/>
										750194	⑬		G	<input checked="" type="radio"/>
G3X Justy 4WD	04-07	414500		<input type="radio"/>	EC	800	5.40	50	C	751251	⑦		E	<input checked="" type="radio"/>
										751252	⑬		F	<input checked="" type="radio"/>
G3X Justy 4WD	04-07	414600		<input type="radio"/>	EC	800	5.40	50	C	751251	⑦		E	<input checked="" type="radio"/>
										751252	⑬		F	<input checked="" type="radio"/>
Impreza Plus (Estate)	93-07	353400		<input type="radio"/>	EC	1600	8.60	75	B	750011 ⁴	⑦	97-01	F	<input checked="" type="radio"/>
										750012 ⁴	⑬	97-01	G	<input checked="" type="radio"/>
										750141	⑦	01-07	F	<input checked="" type="radio"/>
Impreza Saloon	93-07	353400		<input type="radio"/>	EC	1600	8.60	75	B	750011 ⁴	⑦	97-01	F	<input checked="" type="radio"/>
										750012 ⁴	⑬	97-01	G	<input checked="" type="radio"/>
										750141	⑦	01-07	F	<input checked="" type="radio"/>
Impreza Hatchback (excl. WRX)	07-	508600		<input checked="" type="radio"/>	EC	1600	8.70	75	C	750181	⑦		E	<input checked="" type="radio"/>
										750184	⑬		E	<input checked="" type="radio"/>
Impreza Hatchback (excl. WRX)	07-	508700		<input checked="" type="radio"/>	EC	1600	8.70	75	C	750181	⑦		E	<input checked="" type="radio"/>
										750184	⑬		E	<input checked="" type="radio"/>
Justy 2 + 4WD (KA/KD)	89-95	182500		<input type="radio"/>	RDW	800		50	A					<input checked="" type="radio"/>
Justy 4WD	97-03	492800		<input checked="" type="radio"/>	EC	1100	6.00	50	B	750021*	⑦		F	<input checked="" type="radio"/>

* As available

4 For cars with prepared connector

SUZUKI

SUBARU															
Justy 2WD	07-	432300			EC	1000	6.10	50	B	708261	⑦		G		
Legacy Estate (BD/BG)	94-99	219200		●	RDW	1600		75	A	750011 ⁴ 750012 ⁴	⑦ ⑬	97-99 97-99	F G		● ●
Legacy Estate (BE/BH) (with level regulator)	97-04	256200		●	EC	1800	9.30	75	B	750011 ⁴ 750012 ⁴	⑦ ⑬		F G		● ●
Legacy Estate (BE/BH)	99-04	329200		●	EC	1800	9.30	75	B	750011 ⁴ 750012 ⁴	⑦ ⑬		F G		● ●
Legacy Estate (BL/BP)	04-	466400		●	EC	2000	10.10	85	B	750154	⑬		F		●
Legacy Estate (BL/BP)	04-	466500		●	EC	2000	10.10	85	B	750154	⑬		F		●
Legacy Outback (BE/BH)	97-99	256200		●	EC	1800	9.30	75	B	750011 ⁴ 750012 ⁴	⑦ ⑬		F G		● ●
Legacy Outback (BE/BH) (with level regulator)	99-04	329300		●	EC	1880	9.70	75	B	750011 ⁴ 750012 ⁴	⑦ ⑬		F G		● ●
Legacy Outback (BL/BP)	04-	466400		●	EC	2000	10.10	85	B						
Legacy Outback (BL/BP)	04-	466500		●	EC	2000	10.10	85	B						
SUZUKI															
Alto (YG4)	02-06	378600			EC	750	4.50	30	B	751231	⑦		E		●
Alto	09-	516400		●	EC	600	4.20	50	B	751311 751314	⑦ ⑬		F F		● ●
Alto	09-	516500		●	EC	600	4.20	50	B	751311 751314	⑦ ⑬		F F		● ●
Alto Draw beam for Euroclick	09-	516600		●				50	B						
Alto KIT EUROCLICK	09-	516645		●				50	B	766001	⑦		H		
Alto KIT EUROCLICK	09-	516646		●				50	B	763004	⑬		H		
Baleno Estate	96-02	252100			EC	1200	6.90	75	A	751031	⑦		E		●
Baleno Saloon	95-02	273200*			EC	1100	6.10	50	A	751021*	⑦		E		●
Grand Vitara	98-05	435900			EC	1800	10.00	75	A	751171 751172	⑦ ⑬		E F		● ●
Grand Vitara (3 doors) (convertible)	99-04	435900			EC	1800	10.00	75	A	751171 751172	⑦ ⑬		E F		● ●
Grand Vitara XL-7	01-06	435900			EC	1800	10.00	75	A	751171 751172	⑦ ⑬		E F		● ●
Grand Vitara (3 doors)	05-	440500		●	EC	1600	8.85	85	A	751281 751321* 751322*	⑦ ⑦ ⑬		F G G		● ● ●
Grand Vitara (5 doors) (long ball)	05-	444700		●	EC	2000	10.50	85	A	751281 751321* 751322*	⑦ ⑦ ⑬		F G G		● ● ●
Ignis 2WD (JSA)	00-03	351600			EC	800	5.10	50	B	751121	⑦		E		●
Ignis 2WD (JSA)	00-03	362600*		●	EC	800	5.10	50	B	751121	⑦		E		●
Ignis 2 + 4WD (TSM)	03-06	414500			EC	800	5.40	50	C	751251 751252	⑦ ⑬		E F		● ●
Ignis 2 + 4WD (TSM)	03-06	414600			EC	800	5.40	50	C	751251 751252	⑦ ⑬		E F		● ●
Jimny	98-	455900			EC	1300	6.70	75	A	751071 751072 751211	⑦ ⑬ ⑦	98-02 98-02 02-	F H E		● ● ●
Jimny Convertible	98-06	455900			EC	1300	6.70	75	A	751071 751072 751211	⑦ ⑬ ⑦	98-02 98-02 02-06	F H E		● ● ●
Liana Hatchback	01-07	438700		●	EC	1200	6.90	75	C	751221 751222*	⑦ ⑬		F G		● ●
Liana Hatchback	01-07	438800		●	EC	1200	6.90	75	C	751221 751222*	⑦ ⑬		F G		● ●
Liana Saloon	02-07	378700		●	EC	1200	6.90	75	B	751221 751222*	⑦ ⑬		F G		● ●

* As available

4 For cars with prepared connector

SUZUKI															
Liana Saloon	02-07	378800*		●	EC	1200	6.90	75	B	751221 751222*	(7) (13)		F G		● ●
Samurai (long wheel base)	93-95	223400*			EC	1100	6.10	50	A	751101*20	(7)		E		●
Samurai SJ413-7 (short wheel base) (with leaf springs)	88-95	139300			RDW	1100		50	A	751101*20	(7)	93-95	E		●
SJ 410 short wheel base	82-88	139300			RDW	1100		50	A						
SJ 413 short wheel base	82-88	139300			RDW	1100		50	A						
Splash (only for 1.2 Liter petrol version)	08-	498900			EC	200	4.20	50	#	751311 751314	(7) (13)		F F		● ●
Splash (only for 1.2 Liter petrol version)	08-	499000		●	EC	200	4.20	50	#	751311 751314	(7) (13)		F F		● ●
Splash Draw beam for Euroclick	08-	514900		●				52	#						
Splash KIT EUROCLICK	08-	514945		●				52	#	766001	(7)		H		
Splash KIT EUROCLICK	08-	514946		●				52	#	763004	(13)		H		●
Swift Hatchback 2WD (excl. 1.3 GC 5 doors '94-'95)	91-02	204100*1			EC	900	5.20	50	A	751131*	(7)	91-96	F		●
Swift Hatchback 2WD (1.3 GC 5 doors)	95-96	204100*1			EC	900	5.20	50	A	751131*	(7)		F		●
Swift Hatchback 2WD (MZ)	05-	484600		●	EC	1000	6.00	60	B	751261 751321* 751322*	(7) (7) (13)		E G G		● ● ●
Swift Hatchback 4WD	97-02	492800		●	EC	1100	6.00	50	B						
Swift Hatchback 4WD	06-	477700			EC	1000	6.00	60	B	751261 751321* 751322*	(7) (7) (13)		E G G		● ● ●
SX4 2 + 4WD	06-	469700		●	EC	1200	7.10	50	C	751291 751292	(7) (13)		F F		● ●
SX4 2 + 4WD	06-	469800		●	EC	1200	7.10	50	C	751291 751292	(7) (13)		F F		● ●
SX4 Saloon	07-	495100			EC	1200	7.00	50	A	751301 751304	(7) (13)		E F		● ●
SX4 Saloon	07-	495200		●	EC	1200	7.00	50	A	751301 751304	(7) (13)		E F		● ●
Vitara 3 doors (short wheel base)	88-01	174300			RDW	1500		75	A	751151	(7)		F		●
Vitara 3 doors (short wheel base)	88-01	325300			EC	1500	8.20	75	A	751151	(7)		F		●
Vitara 5 doors (long wheel base) (excl. 2.0 Turbodiesel from 10/1995)	91-99	194300			EC	1500	8.20	75	A	751151	(7)		F		●
Vitara 1.9 Turbodiesel 5 doors (long wheel base)	98-99	194300			EC	1500	8.20	75	A	751151	(7)		F		●
Vitara 2.0 Turbodiesel 5 doors (long wheel base)	95-99	244300*1			EC	1875	9.20	75	A	751151	(7)		F		●
Vitara V6 (long wheel base)	95-98	244300*1			EC	1875	9.20	75	A	751161*	(7)		F		●
Wagon R+ (EM)	97-99	268200		●	EC	1000	5.60	50	B	751181	(7)	98-99	F		●
Wagon R+	00-08	372800		●	EC	800	5.65	35	B	751191	(7)		E		●
X90	96-97	259000			EC	1310	6.70	55	A						
TOYOTA															
Auris Hatchback (E15)	07-	482800			EC	1613	8.60	60	A	753951 753952	(7) (13)		G G		● ●
Auris Hatchback (E15)	07-	482900			EC	1613	8.60	60	A	753951 753952	(7) (13)		G G		● ●
Auris Hatchback (E15)	07-	471900		●	EC	1613	8.60	60	A	753951 753952	(7) (13)		G G		● ●
Aygo Draw beam for Euroclick	05-	516000						50	A						
Aygo KIT EUROCLICK	05-	516045						50	A	766001	(7)		H		
Aygo KIT EUROCLICK	05-	516046						50	A	763004	(13)		H		●
Avensis Estate (T22)	97-02	277100		●	EC	1400	8.30	75	A	753031 753032	(7) (13)		H H		● ●
Avensis Estate (T22)	97-02	277200*		●	EC	1400	8.30	75	A	753031 753032	(7) (13)		H H		● ●
Avensis Estate (T25) (incl. draw beam 9070426)	03-09	442600			EC	1550	8.60	75	A	753871 753872	(7) (13)		G F		● ●

* As available

1 Ball in front of licence plate
20 Suzuki Samurai produced in Spain

TOYOTA

TOYOTA																								
Avensis Estate (T25)	03-09	482700			EC	1550	8.60	75	A	753871 753872	(7) (13)		G F											
Avensis Estate (T27)	09-	511800			EC	1800	10.10	75	B	754001 754002	(7) (13)		F F											
Avensis Estate (T27)	09-	511900			EC	1800	10.10	75	B	754001 754002	(7) (13)		F F											
Avensis Estate (T27)	09-	513300			EC	1800	10.10	75	B	754001 754002	(7) (13)		F F											
Avensis Hatchback (T22) 5 doors	97-02	310400			EC	1400	8.30	75	A	753021*	(7)		H											
Avensis Hatchback (T22) 5 doors	97-02	277500			EC	1400	8.30	75	A	753021*	(7)		H											
Avensis Hatchback (T25) 5 doors	03-	438300			EC	1550	8.60	75	A	753861 753862*	(7) (13)		F F											
Avensis Hatchback (T25) 5 doors	03-	438400			EC	1550	8.60	75	A	753861 753862*	(7) (13)		F F											
Avensis Saloon (T22)	97-02	310400			EC	1400	8.30	75	A	753011 753012	(7) (13)		H H											
Avensis Saloon (T22)	97-02	277500			EC	1400	8.30	75	A	753011 753012	(7) (13)		H H											
Avensis Saloon (T25)	03-09	438300			EC	1550	8.60	75	A	753851	(7)		F											
Avensis Saloon (T25)	03-09	438400			EC	1550	8.60	75	A	753851	(7)		F											
Avensis Saloon (T27)	09-	511800			EC	1800	10.10	75	B	754001 754002	(7) (13)		F F											
Avensis Saloon (T27)	09-	511900			EC	1800	10.10	75	B	754001 754002	(7) (13)		F F											
Avensis Saloon (T27)	09-	512000			EC	1800	10.10	75	B	754001 754002	(7) (13)		F F											
Avensis Verso (M20)	01-06	358100			EC	1600	9.70	75	B	753761 753762	(7) (13)		H F											
Avensis Verso (M20)	01-06	358200			EC	1600	9.70	75	B	753761 753762	(7) (13)		H F											
Camry Saloon (CV3)	01-04	364000			EC	1700	9.50	75	B	753821	(7)		H											
Carina Hatchback (T17) 5 doors	88-92	166400*			RDW	1500		75	A				F											
Carina Saloon (T17)	88-92	166400*			RDW	1500		75	A	753071*	(7)		F											
Carina E Hatchback (T19) 5 doors	92-97	303400			EC	1400	8.00	75	A	753101	(7)		F											
Carina E Saloon (T19)	92-97	303400			EC	1400	8.00	75	A	753081	(7)		F											
Corolla Estate 2WD (E100)	92-97	211300			EC	1400	7.60	75	A															
Corolla Estate (E110)	97-01	279300			EC	1400	7.70	75	A	753261	(7)		F											
Corolla Estate (E12)	02-07	443400			EC	1300	7.90	55	A	753791	(7)		G											
Corolla Estate (E12)	02-07	443500*			EC	1300	7.90	55	A	753791	(7)		G											
Corolla Estate 4WD (E9)	88-95	163300			RDW	1500		75	A	753241*	(7)	88-92	G											
Corolla Estate 4WD (E100)	95-97	211300			EC	1400	7.60	75	A															
Corolla Hatchback (E100) 3 doors	92-97	252500			EC	1300	7.30	75	B	753181	(7)		G											
Corolla Hatchback (E110) 3 doors	97-01	262500			EC	1200	7.10	75	A	753231 ²¹	(7)		F											
Corolla Hatchback (E9) 5 doors	87-92	165400*			RDW	1300		75	A															
Corolla Hatchback (E100) 5 doors	92-97	200500			RDW	1300		75	B	753211*	(7)		G											
Corolla Hatchback (E110) 5 doors	97-01	272700			EC	1200	7.10	75	A	753231 ²¹ 753281 ²²	(7) (7)		F F											
Corolla Hatchback (E110) 5 doors	97-01	272800*			EC	1200	7.10	75	A	753231 ²¹ 753281 ²²	(7) (7)	99-01	F F											
Corolla Hatchback (E12)	02-07	442800			EC	1300	7.90	55	A	753781	(7)		G											
Corolla Hatchback (E12)	02-07	442900			EC	1300	7.90	55	A	753781	(7)		G											
Corolla Saloon (E100)	92-97	200500			RDW	1300		75	B	753181	(7)		G											
Corolla Saloon (E110)	97-02	272700			EC	1200	7.10	75	A	753191*	(7)		F											
Corolla Saloon (E110)	97-02	272800*			EC	1200	7.10	75	A	753191*	(7)		F											
Corolla Saloon (E12)	02-07	443400			EC	1300	7.90	55	A	753801	(7)		F											
Corolla Saloon (E15)	07-	413300			EC	1635	8.60	60	B	753961 753962*	(7) (13)		E E											

* As available

21 Toyota Corolla Hatchback produced in Japan
22 Toyota Corolla Hatchback produced in United Kingdom

TOYOTA																
Corolla Saloon (E15)	07-	413400		●	EC	1635	8.60	60	B	753961 753962*	⑦ ⑬		E E		● ●	●
Corolla Verso (E12)	02-04	363700			EC	1400	8.20	55	A	753771	⑦		G		●	
Corolla Verso (R1)	04-07	443700		●	EC	1450	8.60	60	B	753881 753882	⑦ ⑬		F G		● ●	●
Corolla Verso (R1)	04-07	443800		●	EC	1400	8.60	60	B	753881 753882	⑦ ⑬		F G		● ●	●
Dyna 150 (long wheel base) (double wheels)	02-	365500*			EC	2200	14.00	100	A							
FunCruiser (A1) 3 + 5 doors	94-99	214300			EC	1755	9.00	75	A	753681 753381	⑦ ⑦	94-97 97-99	F H		● ●	
Hi-Ace 2WD (H1)	89-95	173100*			RDW	2000		100	A	753291*	⑦		F		●	
Hi-Ace 2WD (H12) (short + long wheelbase)	95-08	283100			EC	2000	11.90	75	A	753301	⑦		F		●	
Hi-Ace 4WD (H1)	89-95	174100*			RDW	2000		100	A	753291*	⑦		F		●	
Hi-Ace 4WD (H18) (short + long wheelbase)	95-08	283100			EC	2000	11.90	75	A	753301	⑦		F		●	
Hi-Lux 4WD (N2) with flat bumper (only towball piece, for underrun protector order art. No. 9070082)	05-	408100			EC	2800	13.80	120	A	753931 753932*	⑦ ⑬		F G		● ●	●
Hi-Lux 4WD (N2) without rear bumper (only towball piece, for underrun protector order art. No. 9070082)	05-	408200			EC	2800	13.80	120	A	753931 753932*	⑦ ⑬		F G		● ●	●
Underrun protector for 408100/408200	05-	9070082'				2800	13.00	120	A							
Hi-Lux 2 + 4WD (N26) (with stepbumper)	09-	498300			EC	3122	14.40	120	B	753931 753932*	⑦ ⑬		F G		● ●	●
IQ Draw beam for Euroclick (excl. models with sportbumper)	09-	510100		●				52	B							
IQ KIT EUROCLICK (excl. models with sportbumper)	09-	510144		●				52	B	754014	⑬		G		●	
Landcruiser Challenger (J9)	96-02	330100			EC	3500	14.70	140	A	753701	⑦	96-97	F		●	
Landcruiser Customwagon (J8)	92-98	217600*			RDW	4000		150	B	753361*	⑦	95-96	F		●	
Landcruiser Pick-up (ZJ79)	99-	329400*			EC	4000	17.50	160	A							
Landcruiser (J100)	98-	285700			EC	3500	16.60	150	A	753371* 753831	⑦ ⑦	98-02	F F		● ●	
Landcruiser (J100)	98-	364800*			EC	3500	16.60	140	A	753371* 753831	⑦ ⑦	98-02	F F		● ●	
Landcruiser (J100)	98-	275700			EC	3500	18.60	180	A	753371* 753831	⑦ ⑦	98-02	F F		● ●	
Landcruiser 120 (3 doors)	02-	410300		●	EC	3500	16.30	140	A	753841 753842	⑦ ⑬		F G		● ●	●
Landcruiser 120 (5 doors)	02-	410400		●	EC	3500	16.30	140	B	753841 753842	⑦ ⑬		F G		● ●	●
Landcruiser 120 (5 doors)	02-	410500		●	EC	3500	16.30	140	B	753841 753842	⑦ ⑬		F G		● ●	●
Landcruiser 150 (J150/155)	09-	491200			EC	3000	15.80	120								
Landcruiser 150 (J150/155)	09-	500300			EC	3000	15.80	120								
Landcruiser V8	08-	424500		●	EC	3500	17.40	140	B	753971 753974	⑦ ⑬		G G		● ●	●
Landcruiser V8	08-	424700		●	EC	3500	17.40	140	B	753971 753974	⑦ ⑬		G G		● ●	●
Landcruiser V8	08-	424600		●	EC	3500	17.40	140	B	753971 753974	⑦ ⑬		G G		● ●	●
Lite-Ace (R2)	92-04	198800*			RDW	1500		75	A							
Picnic (SXM10)	96-01	264400		●	EC	1500	8.50	60	A	753411	⑦		G		●	
Previa (R30)	00-05	327800			EC	1600	10.10	75	A	753521	⑦		H		●	
Previa (R30)	00-05	327900			EC	1600	10.10	75	A	753521	⑦		H		●	
Prius II (W20) Draw beam for Euroclick	03-09	517200		●				50	B							
Prius II (W20) KIT EUROCLICK	03-09	517245		●				50	B	766001	⑦		H			
Prius II (W20) KIT EUROCLICK	03-09	517246		●				50	B	763004	⑬		H		●	
Prius III (W30) Draw beam for Euroclick	09-	520800		●				52	A							
Prius III (W30) KIT EUROCLICK	09-	520844		●				52	A	754044	⑬		H		●	●
RAV4 (A1) 3 + 5 doors	94-99	214300			EC	1755	9.00	75	A	753681 753381	⑦ ⑦	94-97 97-99	F H		● ●	
















































* As available

VOLKSWAGEN

TOYOTA																		
RAV4 (A2) 2 + 4WD (excl. 4x4 vehicles with 215/70 R16 tyres)	00-05	408900				EC	1800	9.80	75	A	753711 753714	(7) (13)						
RAV4 (A2) 2 + 4WD (excl. 4x4 vehicles with 215/70 R16 tyres) (low ball position)	00-05	366900				EC	1700	8.90	75	A	753711 753714	(7) (13)						
RAV4 (A2) 4WD (with 215/70 R16 tyres)	00-05	328900				EC	1800	9.80	75	A	753711 753714	(7) (13)						
RAV4 (A3) (licence plate on backdoor)	06-09	475300				EC	2250	10.40	90	B	753921 753922	(7) (13)						
RAV4 (A3) (licence plate on backdoor)	06-09	475400				EC	2250	10.40	90	B	753921 753922	(7) (13)						
RAV4 (A3) (licence plate in bumpers)	06-09	475600				EC	2250	10.40	90	B	753921 753922	(7) (13)						
Starlet (P8/9)	90-99	253800				EC	900	5.55	50	A	753481	(7)	96-99	F				
Urban Cruiser 2WD (P110)	09-	433900				EC	980	6.10	50	B	754021	(7)		H				
Urban Cruiser 4WD (P115)	09-	434000				EC	955	6.10	50	B	754021	(7)		H				
Verso (R1)	07-09	443700				EC	1450	8.60	60	B	753881 753882	(7) (13)		F				
Verso (R1)	07-09	443800				EC	1400	8.60	60	B	753881 753882	(7) (13)		F				
Verso (R2)	09-	472600				EC	1432	8.60	55	B	754033 754034	(7) (13)		H				
Verso (R2)	09-	472700				EC	1432	8.60	55	B	754033 754034	(7) (13)		H				
Yaris (CP10)	99-05	388900				EC	900	6.00	50	B	753491 ²³ 753751 ²⁴	(7) (7)		F				
Yaris (CP10)	99-05	293900				EC	900	6.00	50	B	753491 ²³ 753751 ²⁴	(7) (7)		F				
Yaris (P90)	06-	465400				EC	1260	6.80	50	A	753891	(7)		G				
Yaris (P90)	06-	465500				EC	1260	6.80	50	A	753891	(7)		G				
Yaris Verso (P20)	99-06	301900				EC	1000	6.30	50	B	753421	(7)		G				
VOLKSWAGEN																		
Beetle 1300	67-84	033500				RDW	1000		50	A								
Beetle 1302(S)	67-84	033500				RDW	1000		50	A								
Beetle 1303	67-84	033500				RDW	1000		50	A								
Beetle 1500	67-84	033500				RDW	1000		50	A								
Beetle 1200	73-84	033500				RDW	1000		50	A								
Beetle (excl. models with reversingsensors)	99-	321000				EC	1500	8.20	75	#								
Beetle Convertible (excl. models with reversingsensors)	03-05	321000				EC	1500	8.20	75	#								
Bora 2WD	98-05	311400*				EC	1500	8.30	75	A	756011 756012	(7) (13)		E F				
Bora 2WD	98-05	524900				EC	1500	8.30	75	A	756011 756012	(7) (13)		E F				
Bora 2WD	98-05	297800				EC	1500	8.00	75	A	756011 756012	(7) (13)		E F				
Bora Variant (Estate) 2WD	99-04	261300				EC	1500	8.30	75	A	756021 756022	(7) (13)		E F				
Bora Variant (Estate) 2WD	99-04	261400				EC	1500	8.30	75	A	756021 756022	(7) (13)		E F				
Caddy Van	95-03	313300				EC	1000	6.30	75	A	756271	(7)		E				
Caddy Van (incl. Life) (incl. bumper inner fitting)	04-	465000				EC	1650	9.40	80	A	756593 756594	(7) (13)		G G				
Caddy Van (incl. Life) (incl. bumper inner fitting)	04-	465200				EC	1650	9.40	80	A	756593 756594	(7) (13)		G G				
Caddy Van (incl. Life) (incl. bumper inner fitting) (excl. Ecofuel)	04-	465100				EC	1650	9.40	80	A	756593 756594	(7) (13)		G G				
Caddy Van 4Motion (incl. bumper inner fitting)	08-	465000				EC	1650	9.40	80	A	756593 756594	(7) (13)		G G				

* As available

23 Toyota Yaris produced in Japan (vehiclecode A. chassisnr. JT)
24 Toyota Yaris produced in France (vehiclecode V. chassisnr. VN)

														
VOLKSWAGEN														
Caddy Van 4Motion (incl. bumper inner fitting)	08-	465200		●	EC	1650	9.40	80	A	756593	⑦ ⑬	G G	● ● ● ● ● ●	● ● ● ● ● ●
Caddy Van 4Motion (incl. bumper inner fitting)	08-	465100		●	EC	1650	9.40	80	A	756593 756594	⑦ ⑬	G G	● ● ● ● ● ●	● ● ● ● ● ●
Caddy Maxi Van (incl. Life) (incl. bumper inner fitting)	08-	465000			EC	1650	9.40	80	A	756593 756594	⑦ ⑬	G G	● ● ● ● ● ●	● ● ● ● ● ●
Caddy Maxi Van (incl. Life) (incl. bumper inner fitting)	08-	465200		●	EC	1650	9.40	80	A	756593 756594	⑦ ⑬	G G	● ● ● ● ● ●	● ● ● ● ● ●
Caddy Maxi Van (incl. Life) (incl. bumper inner fitting)	08-	465100		●	EC	1650	9.40	80	A	756593 756594	⑦ ⑬	G G	● ● ● ● ● ●	● ● ● ● ● ●
Crafter Chassis Cab (3T/3.5T SWB 3250mm) (for vehicles with & without footboard)	06-	511200			EC	3500	17.20	140	A	727473 727474	⑦ ⑬	G G	● ● ● ● ● ●	● ● ● ● ● ●
Crafter Chassis Cab (3T/3.5T/4.6T) (MWB 3665mm, LWB 4350mm)	06-	511200			EC	3500	17.20	140	A	727473 727474	⑦ ⑬	G G	● ● ● ● ● ●	● ● ● ● ● ●
Crafter Chassis Cab (5T SWB 3250mm, MWB 3665mm)	06-	511400			EC	3500	20.20	150	A	727473 727474	⑦ ⑬	G G	● ● ● ● ● ●	● ● ● ● ● ●
Crafter Chas Double Cab (3T/3.5T SWB 3250mm) (for vehicles with & without footboard)	06-	511200			EC	3500	17.20	140	A	727473 727474	⑦ ⑬	G G	● ● ● ● ● ●	● ● ● ● ● ●
Crafter Chas Double Cab (3T/3.5T/4.6T) (MWB 3665mm, LWB 4350mm)	06-	511200			EC	3500	17.20	140	A	727473 727474	⑦ ⑬	G G	● ● ● ● ● ●	● ● ● ● ● ●
Crafter Chas Double Cab (5T SWB 3250mm, MWB 3665mm)	06-	511400			EC	3500	20.20	150	A	727473 727474	⑦ ⑬	G G	● ● ● ● ● ●	● ● ● ● ● ●
Crafter Minibus (3T/3.5T SWB 3250mm) (for vehicles with & without footboard)	06-	511200			EC	3500	17.20	140	A	727473 727474	⑦ ⑬	G G	● ● ● ● ● ●	● ● ● ● ● ●
Crafter Minibus (3T/3.5T/4.6T MWB 3665mm, LWB 4350mm incl. XL) (only vehicle with footboard)	06-	511300			EC	3500	17.20	140	A	727473 727474	⑦ ⑬	G G	● ● ● ● ● ●	● ● ● ● ● ●
Crafter Minibus (3T/3.5T/4.6T MWB 3665mm, LWB 4350mm incl. XL) (only vehicle without footboard)	06-	511200			EC	3500	17.20	140	A	727473 727474	⑦ ⑬	G G	● ● ● ● ● ●	● ● ● ● ● ●
Crafter Van (3T/3.5T SWB 3250mm) (for vehicles with & without footboard)	06-	511200			EC	3500	17.20	140	A	727473 727474	⑦ ⑬	G G	● ● ● ● ● ●	● ● ● ● ● ●
Crafter Van (3T/3.5T/4.6T MWB 3665mm, LWB 4350mm incl. XL) (only vehicle with footboard)	06-	511300			EC	3500	17.20	140	A	727473 727474	⑦ ⑬	G G	● ● ● ● ● ●	● ● ● ● ● ●
Crafter Van (3T/3.5T/4.6T MWB 3665mm, LWB 4350mm incl. XL) (only vehicle without footboard)	06-	511200			EC	3500	17.20	140	A	727473 727474	⑦ ⑬	G G	● ● ● ● ● ●	● ● ● ● ● ●
Fox	05-	478900		●	EC	1000	6.70	50	A	756661 756664	⑦ ⑬	F F	● ● ● ● ● ●	● ● ● ● ● ●
Fox	05-	479000		●	EC	1000	6.70	50	A	756661 756664	⑦ ⑬	F F	● ● ● ● ● ●	● ● ● ● ● ●
Golf II (excl. GL + GTI + GTD from 10/1989) (incl. Synchron)	83-91	179400			RDW	1250		75	A					
Golf II GL + GTI + GTD from 10/'89 (incl. Synchron)	89-92	185400		●	RDW	1500		75	A					
Golf III Convertible (Cabrio)	93-97	200400		●	EC	1500	8.30	75	A	756041	⑦	F	● ● ● ● ● ●	
Golf III Convertible (Cabrio)	93-97	281400		●	EC	1500	8.30	75	A	756041	⑦	F	● ● ● ● ● ●	
Golf III Hatchback	91-97	200400		●	EC	1500	8.30	75	A	756041	⑦	F	● ● ● ● ● ●	
Golf III Hatchback	91-97	281400		●	EC	1500	8.30	75	A	756041	⑦	F	● ● ● ● ● ●	
Golf III Variant (Estate) (incl. Synchron)	93-98	220400		●	EC	1500	8.30	75	A	756051 756052*	⑦ ⑬	F G	● ● ● ● ● ●	● ● ● ● ● ●
Golf IV 2WD (excl. R32)	98-03	311400*		●	EC	1500	8.30	75	A	756011 756012	⑦ ⑬	E F	● ● ● ● ● ●	● ● ● ● ● ●
Golf IV 2WD (excl. R32)	98-03	524900		●	EC	1500	8.30	75	A	756011 756012	⑦ ⑬	E F	● ● ● ● ● ●	● ● ● ● ● ●
Golf IV 2WD (excl. R32)	98-03	297800		●	EC	1500	8.00	75	A	756011 756012	⑦ ⑬	E F	● ● ● ● ● ●	● ● ● ● ● ●
Golf IV 4-Motion	99-03	338400		●	EC	1600	8.70	75	D	756011 756012	⑦ ⑬	E F	● ● ● ● ● ●	● ● ● ● ● ●
Golf IV Variant (Estate) 2WD	99-05	261300		●	EC	1500	8.30	75	A	756021 756022	⑦ ⑬	E F	● ● ● ● ● ●	● ● ● ● ● ●
Golf IV Variant (Estate) 2WD	99-05	261400		●	EC	1500	8.30	75	A	756021 756022	⑦ ⑬	E F	● ● ● ● ● ●	● ● ● ● ● ●

* As available

VOLKSWAGEN																	
Passat Saloon 2WD	97-05	405000			EC	2000	10.30	85	A	756141 756142 756401 756402	(7) (13) (7) (13)	97-00 97-00 01-05 01-05	E E E F			● ● ● ●	
Passat Saloon 2WD	97-05	432400		●	EC	2000	10.30	85	A	756141 756142 756401 756402	(7) (13) (7) (13)	97-00 97-00 01-05 01-05	E E E F			● ● ● ●	
Passat Saloon Synchro	98-05	285000		○	EC	2000	10.30	85	B	756141 756142 756401 756402	(7) (13) (7) (13)	98-00 98-00 01-05 01-05	E E E F			● ● ● ●	
Passat Saloon 2WD	05-	450500		●	EC	2200	11.30	85	A	756573 756574	(7) (13)		G G	● ●	● ●	○ ○	○ ○
Passat Saloon 2WD (incl. bumper cover)	05-	450600		●	EC	2200	11.30	85	A	756573 756574	(7) (13)		G G	● ●	● ●	○ ○	○ ○
Passat Saloon 2WD	05-	460500		○	EC	2200	11.30	85	A	756573 756574	(7) (13)		G G	● ●	● ●	○ ○	○ ○
Passat Saloon 4Motion	05-	450500		●	EC	2200	11.30	85	A	756573 756574	(7) (13)		G G	● ●	● ●	○ ○	○ ○
Passat Saloon 4Motion (incl. bumper cover)	05-	450600		●	EC	2200	11.30	85	A	756573 756574	(7) (13)		G G	● ●	● ●	○ ○	○ ○
Passat Saloon 4Motion	05-	460500		○	EC	2200	11.30	85	A	756573 756574	(7) (13)		G G	● ●	● ●	○ ○	○ ○
Passat Variant (Estate) 2WD	93-97	225000		○	RDW	2000		85	A	756131	(7)		F			●	
Passat Variant (Estate) 2WD	97-05	405000			EC	2000	10.30	85	A	756141 756142 756411 756412	(7) (13) (7) (13)	97-00 97-00 01-05 01-05	E E E F			● ● ● ●	
Passat Variant (Estate) 2WD	97-05	432400		●	EC	2000	10.30	85	A	756141 756142 756411 756412	(7) (13) (7) (13)	97-00 97-00 01-05 01-05	E E E F			● ● ● ●	
Passat Variant (Estate) Synchro	98-05	285000		○	EC	2000	10.30	85	B	756141 756142 756411 756412	(7) (13) (7) (13)	98-00 98-00 01-05 01-05	E E E F			● ● ● ●	
Passat Variant (Estate) 2WD	05-	450500		●	EC	2200	11.30	85	A	756573 756574	(7) (13)		G G	● ●	● ●	○ ○	○ ○
Passat Variant (Estate) 2WD (incl. bumper cover)	05-	450600		●	EC	2200	11.30	85	A	756573 756574	(7) (13)		G G	● ●	● ●	○ ○	○ ○
Passat Variant (Estate) 2WD	05-	460500		○	EC	2200	11.30	85	A	756573 756574	(7) (13)		G G	● ●	● ●	○ ○	○ ○
Passat Variant (Estate) 4Motion	05-	450500		●	EC	2200	11.30	85	A	756573 756574	(7) (13)		G G	● ●	● ●	○ ○	○ ○
Passat Variant (Estate) 4Motion (incl. bumper cover)	05-	450600		●	EC	2200	11.30	85	A	756573 756574	(7) (13)		G G	● ●	● ●	○ ○	○ ○
Passat Variant (Estate) 4Motion	05-	460500		○	EC	2200	11.30	85	A	756573 756574	(7) (13)		G G	● ●	● ●	○ ○	○ ○
Polo Coupé	90-94	194000		○		750		50	A	756161	(7)		F			●	
Polo Hatchback	81-90	119000*				1000		50	A	756161	(7)	87-90	F			●	
Polo Hatchback	90-94	194000		○		750		50	A	756161	(7)		F			●	
Polo Hatchback (6N)	94-99	224000		○	RDW	1200		50	A	756331	(7)		E				
Polo Hatchback (6N)	94-99	305600*		●	EC	800	6.66	50	A	756331	(7)		E				
Polo Hatchback (6N)	99-01	344000		○	EC	1000	6.20	50	A	756191	(7)		F			●	
Polo Hatchback (6N)	99-01	344100		○	EC	1000	6.20	50	A	756191	(7)		F			●	

* As available





















VOLKSWAGEN																	
Transporter T5 Van	03-	468400			EC	2800	14.00	120	B	756631 756632	(7) (13)	03-09 03-09	E E		●	●	●
Vento	92-98	205400		●	EC	1500	7.90	75	B								
VOLVO																	
2 Series Estate	80-93	154800		○	RDW	1500		75	A								
2 Series Saloon	80-93	154800		○	RDW	1500		75	A								
440 (wiring kit from chassis no. 419000)	93-96	210700*		●	RDW	1200		75	B	759031*	(7)		G		●		
460 (wiring kit from chassis no. 419000)	93-96	210700*		●	RDW	1200		75	B	759031*	(7)		G		●		
7 Series Estate	83-92	214900			RDW	1900		75	A	762359	(7)		F				
7 Series Saloon (wiring kit not for 780)	83-92	214900			RDW	1900		75	A	762359	(7)		F				
850 Estate	93-97	215800			EC	1800	9.50	75	B	759041 759042*	(7) (13)		G G	● ●	● ●		●
850 Estate	93-97	346000		○	EC	1800	9.50	75	B	759041 759042*	(7) (13)		G G	● ●	● ●		●
9 Series Estate	90-94	214900			RDW	1900		75	A	762359	(7)		F				
9 Series Saloon	90-94	214900			RDW	1900		75	A	762359	(7)		F				
C30 Hatchback	06-	485300		●	EC	1600	8.90	75	A	759221 759222*	(7) (13)		G G	● ●	● ●		●
C30 Hatchback	06-	485400		●	EC	1600	8.90	75	A	759221 759222*	(7) (13)		G G	● ●	● ●		●
C70 Convertible	99-05	346000		○	EC	1800	9.50	75	B	759113	(7)		E		●		
C70 Coupé	99-02	346000		○	EC	1800	9.50	75	B	759113	(7)		E		●		
S40 Saloon	96-00	254000		○	EC	1400	7.90	75	B	759071 759072 759081 759082	(7) (13) (7) (13)	96-99 96-99 99-00 99-00	F H E E	● ● ● ●	● ● ● ●		●
S40 Saloon	96-00	352000*		●	EC	1400	7.90	75	B	759071 759072 759081 759082	(7) (13) (7) (13)	96-99 96-99 99-00 99-00	F H E E	● ● ● ●	● ● ● ●		●
S40 Saloon	00-03	360000		○	EC	1500	8.50	75	A	759081 759082	(7) (13)		E E	● ●	● ●		●
S40 Saloon	00-03	429900		○	EC	1500	8.50	75	A	759081 759082	(7) (13)		E E	● ●	● ●		●
S40 Saloon	04-09	421400		○	EC	1600	8.90	75	A	759203 759204	(7) (13)		H H	● ●	● ●	● ●	●
S40 Saloon	04-09	431400		○	EC	1600	8.90	75	A	759203 759204	(7) (13)		H H	● ●	● ●	● ●	●
S60 Saloon	00-	334100		○	EC	1600	9.10	85	B	759053 759054 759191 759194	(7) (13) (7) (13)	00-04 00-04 04- 04-	E F E G	● ● ● ●	● ● ● ●		●
S60 Saloon	00-	334200		○	EC	1600	9.10	85	B	759053 759054 759191 759194	(7) (13) (7) (13)	00-04 00-04 04- 04-	E F E G	● ● ● ●	● ● ● ●		●
S70 Saloon 2WD	97-00	215800			EC	1800	9.50	75	B	759041 759042*	(7) (13)		G G	● ●	● ●		●
S70 Saloon 2WD	97-00	346000		○	EC	1800	9.50	75	B	759041 759042*	(7) (13)		G G	● ●	● ●		●
S80 Saloon	98-06	269700		○	EC	2000	10.30	75	B	759053 759054 759191 759194	(7) (13) (7) (13)	00-04 00-04 04-06 04-06	E F E G	● ● ● ●	● ● ● ●		●

* As available

VOLVO

VOLVO																	
S80 Saloon	98-06	269800		●	EC	2000	10.30	75	B	759053 759054 759191 759194	(7) (13) (7) (13)	00-04 00-04 04-06 04-06	E F E G	● ● ● ●	● ● ● ●	● ● ● ●	
S80 Saloon	06-	485100		○	EC	2100	11.00	90	A	759243 759244 759212*	(7) (13) (13)		G G G	● ● ●	● ● ●	● ● ●	
S80 Saloon	06-	492900		●	EC	2100	11.00	90	A	759243 759244 759212*	(7) (13) (13)		G G G	● ● ●	● ● ●	● ● ●	
V40 Estate	96-00	254000		○	EC	1400	7.90	75	B	759071 759072 759081 759082	(7) (13) (7) (13)	96-99 96-99 99-00 99-00	F H E E	● ● ● ●	● ● ● ●	● ● ● ●	
V40 Estate	96-00	352000*		●	EC	1400	7.90	75	B	759071 759072 759081 759082	(7) (13) (7) (13)	96-99 96-99 99-00 99-00	F H E E	● ● ● ●	● ● ● ●	● ● ● ●	
V40 Estate	00-04	360000		○	EC	1500	8.50	75	A	759081 759082	(7) (13)		E E	● ●	● ●	● ●	
V40 Estate	00-04	429900		○	EC	1500	8.50	75	A	759081 759082	(7) (13)		E E	● ●	● ●	● ●	
V50 Estate	04-09	421400		○	EC	1600	8.90	75	A	759203 759204	(7) (13)		H H	● ●	● ●	● ●	
V50 Estate	04-09	431400		○	EC	1600	8.90	75	A	759203 759204	(7) (13)		H H	● ●	● ●	● ●	
V70 Estate 2WD	97-00	215800		○	EC	1800	9.50	75	B	759041 759042*	(7) (13)		G G	● ●	● ●	● ●	
V70 Estate 2WD	97-00	346000		○	EC	1800	9.50	75	B	759041 759042*	(7) (13)		G G	● ●	● ●	● ●	
V70 Estate 2WD (with automatic level regulator)	00-07	393100		○	EC	2000	10.40	85	B	759053 759054 759191 759194	(7) (13) (7) (13)	00-04 00-04 04-07 04-07	E F E G	● ● ● ●	● ● ● ●	● ● ● ●	
V70 Estate 2WD (without level regulator)	00-07	353000		○	EC	2000	10.30	75	B	759053 759054 759191 759194	(7) (13) (7) (13)	00-04 00-04 04-07 04-07	E F E G	● ● ● ●	● ● ● ●	● ● ● ●	
V70 Estate 2WD (without level regulator)	00-07	469200		○	EC	2000	10.30	75	B	759053 759054 759191 759194	(7) (13) (7) (13)	00-04 00-04 04-07 04-07	E F E G	● ● ● ●	● ● ● ●	● ● ● ●	
V70 Estate	07-	485100		○	EC	2100	11.00	90	A	759243 759244	(7) (13)		G G	● ●	● ●	● ●	● ●
V70 Estate	07-	492900		●	EC	2100	11.00	90	A	759243 759244	(7) (13)		G G	● ●	● ●	● ●	● ●
V70 Estate	07-	493100		●	EC	2100	11.00	90	C	759243 759244	(7) (13)		G G	● ●	● ●	● ●	● ●
XC60	08-	517500		●	EC	2000	11.00	90	C								
XC60	08-	517600		●	EC	2000	11.00	90	C								
XC60	08-	517700		●	EC	2000	11.00	90	D								
XC90 (AWD)	02-	404500		○	EC	2250	12.20	90	B	759053 759054 759191 759194	(7) (13) (7) (13)	02-04 02-04 04- 04-	E F E G	● ● ● ●	● ● ● ●	● ● ● ●	

* As available

																		
VOLVO																		
XC90 (AWD)	02-	404400		<input checked="" type="checkbox"/>	EC	2250	12.20	90	B	759053	⑦	02-04	E	<input checked="" type="checkbox"/>				
										759054	⑬	02-04	F	<input checked="" type="checkbox"/>			<input checked="" type="checkbox"/>	
										759191	⑦	04-	E	<input checked="" type="checkbox"/>				
										759194	⑬	04-	G	<input checked="" type="checkbox"/>				

GENERAL CONDITIONS OF SALE

CLAUSE 1. APPLICABILITY

- 1.1 These General Conditions shall apply to all inquiries, offers and Agreements in which one or more of the subsidiaries and/or participations of Thule Towing Systems B.V. (hereinafter called "Thule") act or acts as a seller of goods.
- 1.2 Variations to these General Conditions may only be agreed upon in writing.
- 1.3 Any other general conditions, irrespective of the name given thereto, of the contracting party of Thule (hereinafter called "the Other Party") shall not apply.

CLAUSE 2. OFFERS

- 2.1 Offers by Thule, as well as other information contained in price lists and other documentation materials, such as prices, dimensions, colours and other specifications, shall be without engagement and shall be subject to changes, unless the contrary shows from the relative documents.
- 2.2 In the event that the Other Party does not accept an offer of Thule, it shall forthwith return to Thule the offer and all accompanying documentation.
- 2.3 Thule shall be entitled to charge to the Other Party the expenses involved with (the making of) an offer, provided that Thule has notified the Other Party thereof in writing in advance.

CLAUSE 3. AGREEMENTS

- 3.1 If the Other Party on the basis of an irrevocable offer of Thule places a written order, the Agreement shall be concluded at the moment the order is received by Thule.
- 3.2 In the event that a written order by the Other Party is not preceded by an offer of Thule, or follows an offer of Thule that is without engagement, then the Agreement is concluded at the moment that either the written confirmation of order is sent by Thule, or Thule commences the performance of the Agreement.
- 3.3 If and in so far as the procedure as referred to in the paragraphs 1 and 2 of this Clause takes place by means of EDI (Electronic Data Interchange) or fax, the EDI and fax messages shall be deemed equal to written documents.
- 3.4 When agreement is reached as described in the subclause above, this implies that the other party waives any right to apply its own terms and conditions.

CLAUSE 4. PRICES

- 4.1 The prices shall be stated in Euro's, exclusive of VAT, and shall be based on the delivery condition laid down in Clause 5 paragraph 2 hereof.
- 4.2 If there is an increase of one or more factors that determine the price, such as purchase prices, prices of materials or parts, labour costs, charges, taxes, currency exchange rates and the like after the conclusion of the Agreement but before delivery, Thule shall be entitled to adapt the sales prices accordingly.
- 4.3 Thule shall notify the Other Party as soon as possible in writing of the prices adapted pursuant to paragraph 2 of this Clause.
- 4.4 If the increase in price amounts to more than 10% of the original price, the Other Party shall be entitled to terminate the Agreement in writing within seven days after receipt of the aforementioned notification, unless this would be obviously unreasonable in view of the circumstances.
Termination of the Agreement pursuant to this Clause shall give none of the parties the right to claim reimbursement of any damage suffered.

CLAUSE 5. DELIVERY

- 5.1 The interpretation of the delivery conditions shall be governed by the "Incoterms", 1990 edition, as issued by the International Chamber of Commerce in Paris.
- 5.2 Delivery shall be made ex works, unless otherwise agreed.
- 5.3 The agreed periods of delivery shall under no circumstances be considered as being of the essence to the Agreement.
- 5.4 Thule shall do all that is reasonably possible to realize the delivery within the agreed term of delivery. As soon as Thule has knowledge of facts and/or circumstances that render the delivery within the agreed term impossible, it shall as soon as possible notify the Other Party thereof while stating the prospective new term of delivery.
- 5.5 If the obstruction of the performance as referred to in the previous paragraph continues for a period longer than three months after the term of delivery originally agreed, the Other Party shall be entitled to terminate the Agreement by means of a registered letter, without the parties being held toward each other to pay any damages.
- 5.6 If Thule for the purposes of execution of the Agreement needs information and/or documentation of the Other Party and/or third parties, or if certain formalities are to be fulfilled, the term of delivery shall start to run at the moment that all information and/or documentation is in the possession of Thule and/or all formalities have been fulfilled.

- 5.7 Thule shall have the right to make deliveries in parts.
- 5.8 If the Other Party fails to receive the goods at the time agreed, the risk with respect to the goods shall devolve from Thule upon the Other Party at the moment that the Other Party is in default, and Thule shall store and insure the goods for a reasonable period thereafter, all this at the expense and at the risk of the Other Party.

CLAUSE 6. OWNERSHIP

- 6.1 The ownership of the goods shall devolve from Thule upon the Other Party only after the Other Party shall have paid to Thule the purchase price and all that the Other Party shall be due to Thule under any purchase Agreement, as well as pursuant to claims (if any) resulting from its failure to perform its obligations under such Agreement(s).
- 6.2 The Other Party shall not be allowed to alienate, encumber, or establish any restricted right on the goods delivered to it under the retention of ownership, nor shall it in any other way dispose thereof in violation of the ownership retention, other than within the framework of its normal conduct of business.
- 6.3 In the event that the Other Party fails to perform its obligations under the Agreement, it shall by force of law be in default, and Thule shall - without prejudice to the provisions laid down in Clause 14 - be entitled without any further notification of default being required, to take back all goods on which an ownership retention rests.

The Other Party shall give Thule the opportunity to do the same, and shall grant Thule access to the place(s) where the goods are located.

CLAUSE 7. PAYMENT

- 7.1 Payment shall at the option of Thule either be made cash on delivery, or within 30 days after delivery.
- 7.2 The payments made by the Other Party shall in the first place be used to pay any expenses and interests due, and secondly to pay the outstanding invoices that are overdue the longest (if any), even in the event that the Other Party states that the payment relates to an invoice of a later date.
- 7.3 In the event that the Other Party fails to pay in time, it shall by force of law be in default without any further notification of default being required, and it shall be held to pay the statutory interest increased with 2 % over the amount due for the duration of the default.
- 7.4 All in and out of court expenses that Thule has to make in order to recover its claim(s) on the Other Party shall completely be at the expense of the Other Party. The out of court expenses shall be established at 15 % of the outstanding amount with a minimum of Euro 250.--.
- 7.5 Thule shall be entitled in cases to be determined in its discretion, by way of security for the performance of the obligations of the Other Party under the Agreement:
 - to deliver the goods cash on delivery exclusively;
 - to demand advance payment in full or in part;
 - to demand that the Other Party shall arrange that a credit institution that is acceptable for Thule grants an irrevocable and unconditional bank guarantee.
- 7.6 The expenses to be made in respect of the provisions laid down in paragraph 5 of this Clause shall be borne by the Other Party.
- 7.7 The Other Party shall not be allowed to set off claims it has on Thule with claims Thule has on the Other Party and/or to suspend payment obligations.

CLAUSE 8. ANCILLARY MATERIALS

- 8.1 The estimates, catalogues, pictures, drawings, specifications and other documents given at the disposal of the Other Party by Thule, as well as all models, moulds, matrices, stamps, tools and other ancillary materials used by Thule in carrying out the Agreement, including the ancillary materials that are bought or manufactured by Thule especially on behalf of the delivery to the Other Party, shall at all times remain the property of Thule.
- 8.2 The Other Party shall with respect to the documents and ancillary materials given at its disposal be obliged at its own expense:
 - to mark the same as the recognizable property of Thule;
 - to keep them in a good condition;
 - to insure them against all risks as long as it shall act as the custodian of the said ancillary materials;
 - to give them at the disposal of Thule at its first request.
- 8.3 The Other Party shall refrain from multiplying or copying the aforementioned documents or ancillary materials, from giving them at the disposal of third parties for inspection purposes, from handing the same over to third parties, from using them or having them used by or on behalf of and from transferring them to third parties, whether or not as a security, except with the previous consent in writing of Thule.

CLAUSE 9. TRANSFER OF RIGHTS AND OBLIGATIONS

Thule reserves the right to contract out to third parties the performance of its obligations under the Agreement entirely or in part.

GENERAL CONDITIONS OF SALE

CLAUSE 10. INDUSTRIAL AND INTELLECTUAL PROPERTY

- 10.1 If the Other Party has prescribed a specific construction, kind of material or working method, the Other Party shall indemnify Thule from and against any rights of third parties with respect to such construction, kind of material or working method, and it shall reimburse the damage suffered by Thule and/or third parties as a result thereof.
- 10.2 Thule herewith reserves all intellectual and industrial property rights with respect to the delivered goods - also in the event that these have been developed in cooperation with the Other Party - as well as with respect to the documents and ancillary materials described in Clause 8 paragraph 1.
- 10.3 At the first request of Thule, the Other Party shall provide its cooperation with respect to formalities that are required to establish and/or to confirm the property rights referred to in the previous paragraph.

CLAUSE 11. SECRECY

- 11.1 The Other Party guarantees that it shall keep secret towards third parties all business information coming from Thule, that in any way whatsoever has come or has been brought to its knowledge.
- 11.2 The business agreement reached as a result of combined developments by Thule and the other party may not, without written permission by Thule, be used for the purposes of any third party.

CLAUSE 12. GUARANTEE

- 12.1 Thule guarantees that the delivered goods or parts thereof shall for the duration of a period of 12 months after delivery be free from defects that are the direct result of faulty materials, faulty construction or of manufacturing errors.
- 12.2 In contravention to the provisions laid down in paragraph 1 of the present Clause, the guarantee for goods bought by Thule from third parties or that were developed and/or manufactured by third parties as ordered by Thule, shall be limited to the guarantee that Thule shall be able to realize with these third parties.
- 12.3 An invocation of the guarantee shall only be considered by Thule if this is submitted to Thule in writing either within 14 days after the defect has been detected, or within 14 days after the defect could reasonably have been detected.
- 12.4 All claims with respect to guarantees shall lapse if:
- the Other Party without the prior consent of Thule makes alterations to or repairs the delivered goods or lets third parties do the same;
 - the delivered goods are injudiciously used and/or used for other purposes than the original, normal purposes;
 - the user manual, or the mounting or assembly instructions have not strictly been adhered to;
 - with the mounting or assembly other parts than the original (and delivered) Thule parts have been used;
 - the defect is the result of other causes than faulty materials, faulty construction or manufacturing errors;
 - delivery of used (second hand) materials, parts or goods has been agreed;
 - the Other Party fails to perform obligations arising from the Agreement;
 - there are prescribed constructions, materials or working methods that have been provided for or prescribed by the Other Party;
 - there is insufficient or incorrect maintenance, or no maintenance at all;
 - the defect is caused by normal wear.
- 12.5 Minor deviations as to measure, colour, weight or number shall constitute no reason for an invocation of guarantee.
- 12.6 The expenses with respect to repairs to the delivered goods carried out without the prior consent of Thule by the Other Party itself or carried out by third parties at the order of the Other Party, shall under no circumstances be borne by Thule.
- 12.7 Thule under its obligations of guarantee shall only be held to repair or replace at its expense the goods delivered by it or parts thereof within The Netherlands. Thule reserves the right to charge any additional costs, such as travelling and lodging expenses, labour costs, shipment expenses and (dis)assembly costs to the Other Party.
- 12.8 If Thule for the purposes of performing its guarantee obligation delivers goods or parts thereof anew, the replaced goods or parts shall become the property of Thule at the moment of replacement.
- 12.9 Returned shipments shall exclusively be accepted after the prior consent in writing by Thule. The returning of shipments shall take place at the expense and risk of the Other Party.

CLAUSE 13. LIABILITY

- 13.1 Thule shall exclusively be liable for damage on the part of the Other Party and/or third parties if and in so far as the damage is the direct and immediate consequence of the execution of the Agreement by Thule.
- 13.2 Thule shall in no way whatsoever be liable towards the Other Party and/or third parties for any form of indirect damage, including (without limitation) loss of profits or income, the

suffering of losses including loss of production, expenses of stagnation or delay, penalties or deductions and all payments to third parties.

- 13.3 The liability of Thule pursuant to the present Clause shall be limited to the amount for which Thule has covered its liability by insurances at the most, unless the Other Party proves that the damage is the result of gross culpability, gross negligence, or malice on the part of Thule.
- 13.4 Thule is in no respect liable for products that are directly or indirectly sold and/or used in the United States and/or Canada.
- 13.5 The Other Party shall indemnify Thule from and against all claims of third parties for reimbursement of damages for which Thule is not liable under the preceding paragraphs of the present Clause.
- 13.6 The Other Party shall inform Thule as soon as possible in writing of claims for damages as described in the present Clause.
- 13.7 Thule is not responsible for damages directly or indirectly resulting from incorrect assembly, which is understood to mean the use of inappropriate tools, methods of assembly other than those prescribed and the incorrect interpretation of the assembly instructions provided.

CLAUSE 14. CANCELLATION

- 14.1 In the event of a failure on the part of the Other Party to perform its obligations arising from the Agreement or from any Agreements arising therefrom, as well as in the event of its bankruptcy, if it is granted a suspension of payments (or if it has lodged an application thereto), and in the event of closing down, liquidation or take over of, or any comparable circumstance with respect to the enterprise of the Other Party, it shall be in default by force of the law.
- In that event Thule shall have the right unilaterally and completely or partially to cancel the Agreement without any notification of default being required and without interference of the court, by means of a registered letter to the Other Party, and/or to suspend its obligations under the Agreement, without Thule being held to pay any damages, and without prejudice to any further rights accruing to Thule, including the right of Thule on full reimbursement of damages suffered.
- 14.2 All claims that Thule in these events may have on the Other Party or may have on the Other Party in the future shall immediately and completely be due en payable.

CLAUSE 15. GOVERNING LAW, DISPUTES

- 15.1 The Agreement and any further Agreements arising therefrom shall exclusively be governed by the laws of The Netherlands. The United Nations Convention on Contracts for the International Sale of Goods (the so-called Vienna Sales Convention of 1980) shall not apply to the aforementioned Agreements.
- 15.2 Any disputes (including such that are considered to be disputes by one of the parties only) arising in connection with this Agreement or the Agreements arising therefrom between the parties shall at the option of Thule either be submitted for settlement to arbitrators, appointed and giving awards in compliance with the Arbitration Rules of The Netherlands Arbitration Institute (Reglement van het Nederlands Arbitrage Instituut (N.A.I.) in Rotterdam (The Netherlands), or be submitted for settlement to the competent court in the District of Zwolle (The Netherlands).
- 15.3 Arbitration shall take place subject to the following provisions.
- The arbitral tribunal shall consist of three arbitrators.
 - The arbitration shall take place in Zwolle (The Netherlands).
 - The proceedings shall be conducted in the Dutch language.

CLAUSE 16. FINAL PROVISIONS

- 16.1 If and in so far as the Agreement (also) includes the performance of installation or mounting activities by Thule, the General Conditions for Installation Companies (Algemene Voorwaarden Installerende Bedrijven (ALIB '92)) shall apply, with the exclusion of the present General Conditions.
- 16.2 The present General Conditions originally were drawn up in the Dutch language. In the event of any unclarity or differences in interpretation and/or explanation of a translated version of these General Conditions, the Dutch text shall at all times prevail.

These general terms of sale, delivery and payment have been filed at the Chamber of Commerce and Industry in Zwolle in July 2000.

NOTES

